



AFS110MD/MCS

**AFS110MD_G
AFS110MCS_G**

PARTS CATALOGUE

1

FOREWORD INDEX

1

ENGINE GROUP

2

FRAME GROUP

3

PART NUMBER INDEX

4

PART NAME INDEX

5

Instruction for use of parts catalogue

- **This parts catalogue has been created as of October 20, 2015.**
 - Since this date, the sales practice for repair parts may have been changed or the parts may have been eliminated (listed for those not for sale).
 - The modified information is reflected on the latest Electronic Parts Catalogue (EPC). Also, refer to the parts catalogue news for any change.
 - See the parts catalogue news for any revision that is made after October 20, 2015.
- **Always specify the part number when ordering a part.**
 - Check the model, type, serial numbers, color, maker, and the size as needed before ordering a part.
 - Note that the illustrations (part drawings) can differ from the actual parts in shape. They are given just to help you to refer to the parts.
- **When modifications or additions to this parts catalogue are made, a revised edition will be issued at an appropriate time, with successively progressing revision numbers on the cover. We recommend obtaining such revisions in order to keep your parts catalogue up-to-date at all times. To check whether a parts catalogue revision has been issued, please contact your Honda distributor.**

Initial version issue date
 October 20, 2015
Honda Motor Co., Ltd.

CONTENTS

	Page	Address No.
● Instruction for use of parts catalogue	1	B 1
● How to refer to the part information	2	B 2
● Part catalogue structure	3	B 3
● When the parts were revised	5	B 5
● Abbreviations used in the parts catalogue	5	B 5
● Part block and serial number check	6	B 6
● Models, parts catalogue codes and applicable serial numbers	7	B 7
● Color chart	8	B 8
● Fuel hose, general purpose hoses and vinyl hose	12	B12
● FLAT RATE SERVICE TIME	16	B16
● Illustrated index	21	C 5
● ENGINE GROUP	28	D 1
● FRAME GROUP	51	F 1
● PART NO. INDEX	97	I 1
● PART NAME INDEX	101	J 1

1

2

3

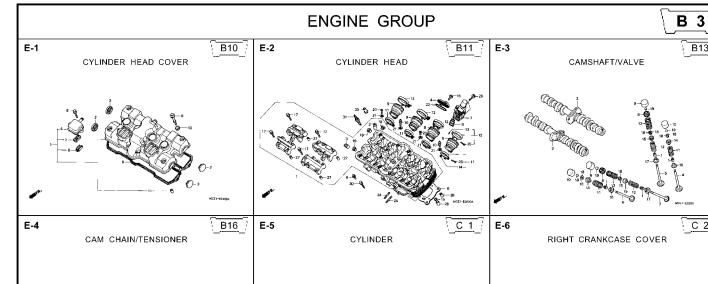
4

5

1

How to refer to the part information

A Reference with "Illustrated index"

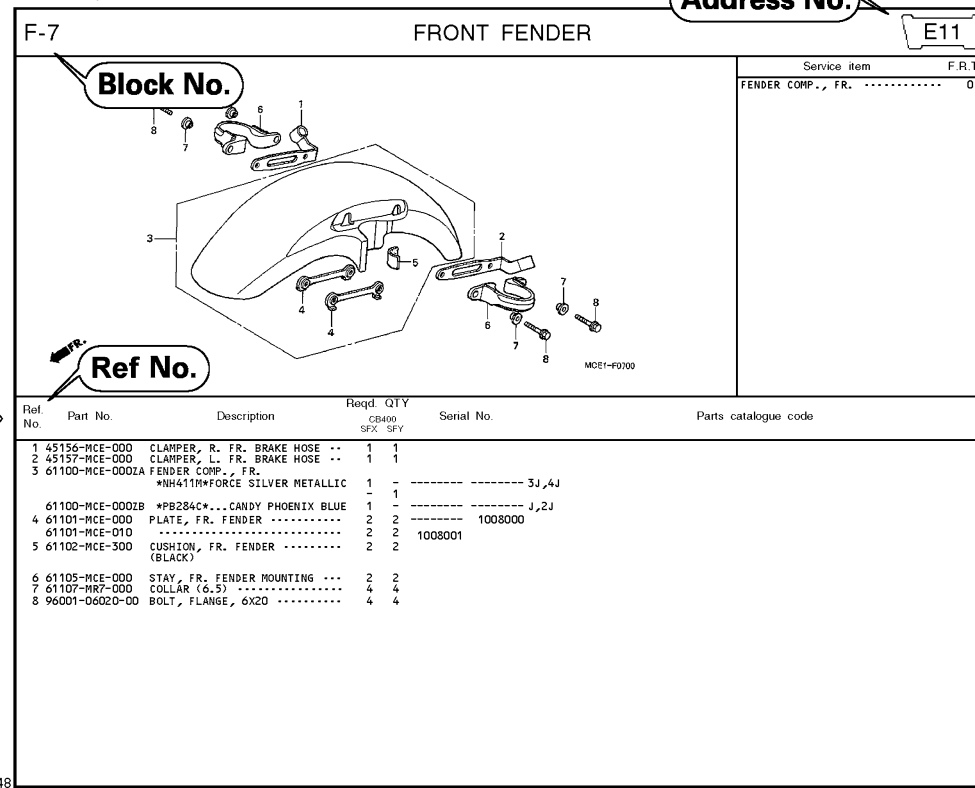


B Reference with "Part number index"

PART NO. INDEX					
Part Number	Address	Page	Ref.	Part Number	Address Page Ref.
04000				13323-MY9-751	C12 28 10 14921
04911-MCE-000	C10	26	1	13324-MY9-751	C12 28 10 14931
				13325-MY9-751	C12 28 10 14933
				13327-MY9-751	C12 28 10 14935
06000				14000	14937
06405-MY5-P00	F13	67	3	14100-MCE-000	B13 13 2 14935
06405-MY5-P10	F13	67	3	14200-MCE-000	B13 13 3 14933
06410-MY9-860	F2	56	1	14321-MCE-000	B16 16 2 14935
06435-MCE-006	F1	55	1	14401-MCE-003	B16 16 3 14933
06451-166-405	E13	51	2	14510-MBE-000	B16 16 4 14944
06451-443-405	F1	55	2	14520-MY9-691	B16 16 5 14944
06451-MA7-405	E13	51	1	14524-MY9-690	B16 16 6 14944
06455-MCE-006	E13	51	3	14546-MCE-000	B16 16 7 14944
				14620-MY9-691	B16 16 8 14944
11000				14711-MCE-000	B13 13 4 14944
11210-MCE-000	C9	25	1	14712-MCE-000	B13 13 5 14944
11330-MCE-305	C2	18	1	14721-MCE-000	B13 13 6 14944
11333-KT8-000	C6	22	1	14722-MCE-000	B13 13 7 14944
11335-MCE-000	C2	18	2	14730-MCE-000	B13 13 8 14944
11360-MCE-000	C7	23	1	14731-MCE-000	B13 13 9 14944
11365-MCE-000	C7	23	2	14731-MY9-751	B13 13 10 14935
11396-MY9-000	C2	18	3	14751-KY2-000	B13 13 11 14935
11631-MCE-000	C5	21	1	14751-MCE-000	B13 13 12 14935
11691-MY9-000	C5	21	2	14761-MCE-000	B13 13 13 14935

C Reference with "Part name index"

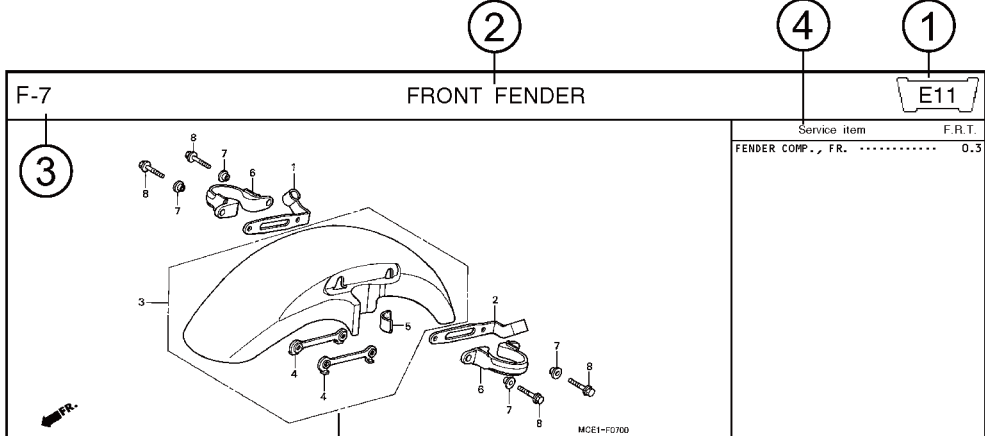
PART NAME INDEX				
Part name	Address	Page	Ref.	Part name
[A]				BOLT , CHANG I
ADJUSTER , CHAIN	F13	67	5	BOLT , CLUTC H
ARM COMP. , GEAR CHANGE	F10	64	3	BOLT , CONNECT
ARM , L. MAIN STEP	F11	65	8	BOLT , DISK , 6
ARM , L. PILLIØ STEP	F11	65	12	BOLT , DISK , 8
ARM , R. MAIN STEP	F11	65	5	BOLT , DRAIN I
ARM , R. PILLIØ STEP	F11	65	11	BOLT , FLANG E
AUT O DOC K ASSY. , FUEL	F4	58	2	BOLT , FLANG E
AXLE , FR. WHEEL	E14	52	3	BOLT , FLANG E
AXLE , RR. WHEEL	F2	56	3	BOLT , FLANG E
[B]				BOLT , FLANG E
BAG , AIR PRESSUR E GAUGE	F67	77	4	BOLT , FLANG E
BAG , SERVICE BOOK	F67	77	1	BOLT , FLANG E
BAG , TOOL	F67	77	3	BOLT , FLANG E
BALL , STEEL	F11	65	20	BOLT , FLANG E
BAN D A , INSULATOR	B11	11	11	BOLT , FLANG E
BAN D B , INSULATOR	B11	11	12	BOLT , FLANG E
BAN D , AIR CLEANER CONNECTING	F8	62	22	BOLT , FLANG E
BAN D , U-LOCK	F16	70	5	BOLT , FLANG E
BAN D , WIRE	C10	26	14	BOLT , FLANG E
	E5	43	21	
	G4	74	1R	



Page No.

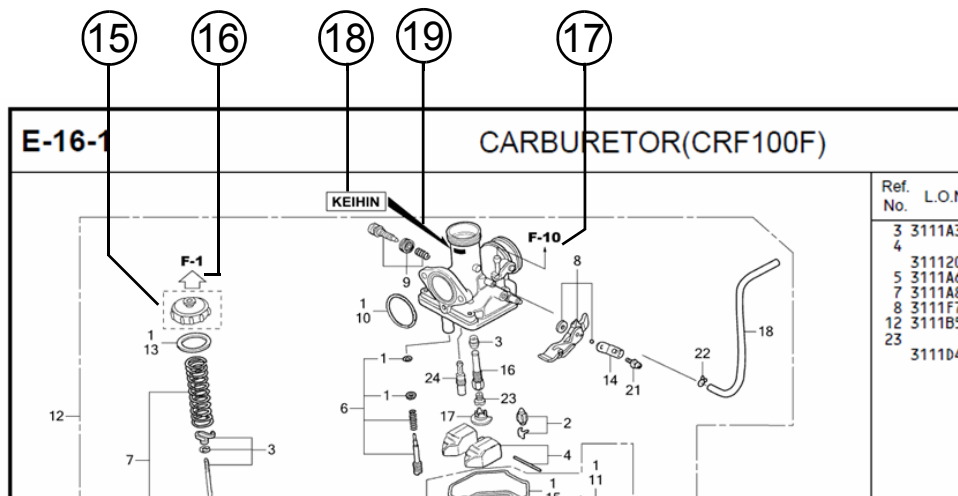
2000.09.01 E

Part catalogue structure



Ref. No.	Part No.	Description	Reqd. QTY CB 400 SFX SFY	Serial No.	Parts catalogue code
1	45156-MCE-000	CLAMPER, R. FR. BRAKE HOSE ..	1 1		
2	45157-MCE-000	CLAMPER, L. FR. BRAKE HOSE ..	1 1		
3	61100-MCE-000ZA	FENDER COMP., FR. *NH411M*FORCE SILVER METALLIC	1 -	----- 3J,4J	
	61100-MCE-000ZB	*PB284C*...CANDY PHOENIX BLUE	- 1	----- J,2J	
4	61101-MCE-000	PLATE, FR. FENDER	2 2	1008000	
	61101-MCE-010	2 2	1008001	
5	61102-MCE-300	CUSHION, FR. FENDER	2 2		
		(BLACK)			

- ① **Address number**
 - Address No. is provided (in place of the page No.) to help you refer to the part with the part No. or part name.
- ② **Block title** ③ **Block number**
- ④ **Service item/Flat rate time**
- ⑤ **Reference number**
 - Title number marked with the parenthesis or parentheses indicates that it continues from the previous page.
- ⑥ **Part number** ⑦ **Honda color code**
- ⑧ **Description**
- ⑨ **Assemblies**
 - Sections framed with broken lines in the exploded view drawings are available as complete assemblies. (Their individual parts can also be obtained.)
- ⑩ **Color description**
- ⑪ **Note**
 - Notes are shown with the parentheses in the part name column.
- ⑫ **Required quantity**
 - Reqd. QTY shown in the parenthesis or parentheses indicates the optional part.
 - Reqd. QTY marked with "N" indicates the optional part that should be selected as needed.
 - Reqd. QTY indicates the number of the part used in the block.
- ⑬ **Serial number**
- ⑭ **Parts catalogue code**
 - When the parts catalogue code column is blank, it indicates that the part is applicable to all codes.



⑮
 • Parts enclosed within a dotted line are covered in a different block.

⑯
 • A hollow arrow indicates the block No. for the parts enclosed within a dotted line .

⑰
 • A solid arrow indicates the block No. the part in question is connected to.

⑱ **Replacement Identification Information for Designated Part No.**

⑲ **Location of Replacement Identification Information for Designated Part No.**

- If an arrow mark is indicated in 19, the part is incompatible with a different part No.
- Make sure to order the part of the same manufacture, including the component part.
- To make an order, indicate the part No., which includes the symbol displayed on the applicable section of the part to be replaced.

When the parts were revised



Ref. No.	Part No.	Description	Reqd. QTY		Serial No.
			CB400 SFX	SFY	
1	45156-MCE-000	CLAMPER, R. FR. BRAKE HOSE ..	1	1	
2	45157-MCE-000	CLAMPER, L. FR. BRAKE HOSE ..	1	1	
3	61100-MCE-000ZA	FENDER COMP., FR. *NH411M*FORCE SILVER METALLIC	1	-	-----3J,4J
	61100-MCE-000ZB	*PB284C*...CANDY PHOENIX BLUE	1	-	-----J,2J
4	61101-MCE-000	PLATE, FR. FENDER (###).....	2	2	-----1008000
	61101-MCE-010	2	2	-----1008001
5	61102-MCE-300	CUSHION, FR. FENDER (BLACK)	2	2	
6	61105-MCE-000	STAY, FR. FENDER MOUNTING ...	2	2	
7	61107-MR7-000	COLLAR (6,5)	4	4	
8	96001-06020-00	BOLT, FLANGE, 6X20	4	4	


The number has been used from the initial model without revision.

When shown at the left side, it is applicable to the models of No.1008001 and the subsequent numbers.

When shown at the right side, it is applicable to the models up to No.1008000.

The parts listed with "###" at the end of the parts name have limited supply period (parts not for sale).

Abbreviations used in the parts catalogue

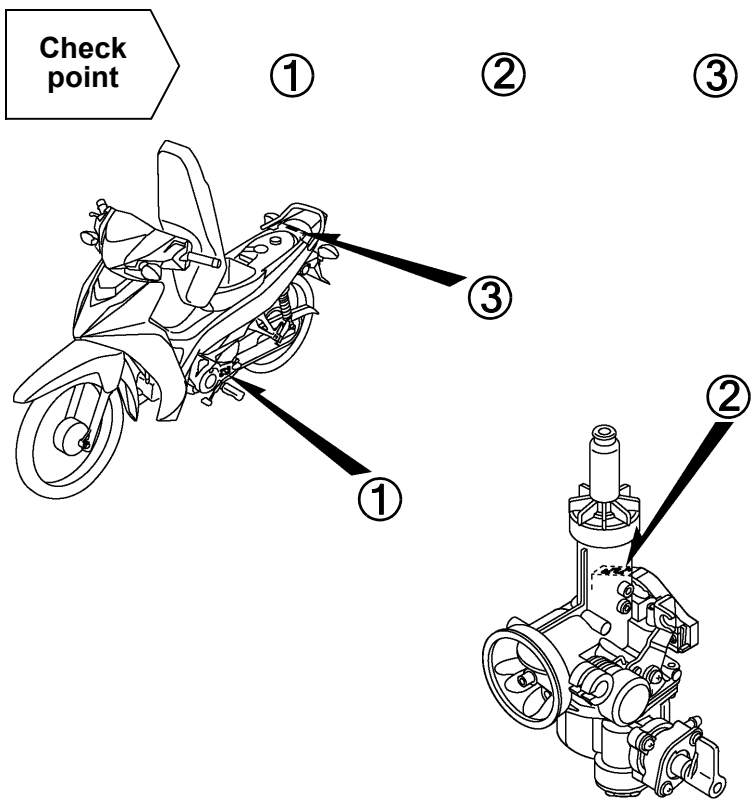
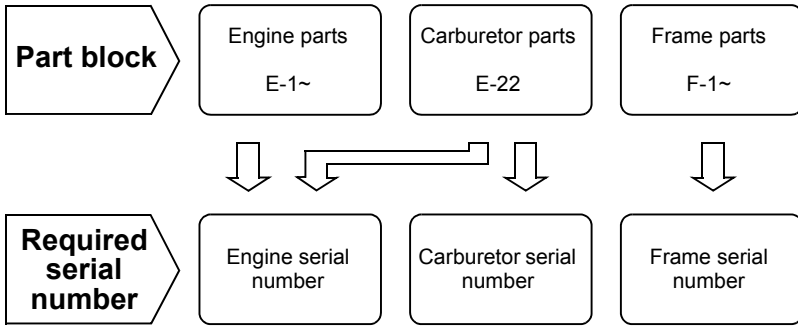


* "L." or "R." in the description of a part stands for the LEFT hand side or the RIGHT hand side. Determine the left or right as if you were in the motorcycle seat.

The following abbreviations are used in this parts catalogue.

- A Ampere
- ABS Anti-lock brake system
- A.C. Alternating current
- A.M. Attaching mark
- ASSY. Assembly
- C.D.I. Capacitive discharge ignition
- COMP. ... Complete
- D.C. Direct current
- EX. Exhaust
- FR. Front
- G Gram
- HEX. Hexagonal
- IN. Inlet
- KPH Kilometers per hour
- L.Left
- L (100L) .Link (100 Links)
- L.E.D.Light emitted diode
- MMMillimeter
- MPHMiles per hour
- R.Right
- RR.Rear
- STD.Standard
- T (22T) ...Tooth (22 Teeth)
- TCSTraction control system
- T.M.Transcript mark
- VVolt
- WWatt
- WLWith labelling
- WOLWithout labelling

Part block and serial number check



Models, parts catalogue codes and applicable serial numbers

Models, parts catalogue codes and applicable serial Nos. given in this parts catalogue can be identified as follows.

Parts with parts catalogue codes are exclusive for models destined for countries designated.

If no area codes are listed, parts are for common use.

Model	Area code	Type	Applicable engine serial No.	Applicable frame serial No.	Applicable carburetor identification No.
AFS110MDG	MA	Malaysia	JA26E-2100000~	PMKJA263*GB100001~	PB7VC A
AFS110MCSG	MA	Malaysia	JA26E-2100000~	PMKJA269*GB100001~	PB7VC A

* Of carburetor/throttle body identification numbers, only the portions underlined in the example below are used for registration.

PB7VC A KC ア

Color chart

- When ordering a colored part, refer to the chart below and use a part number consisting of the relevant basic part number to which has been added a part color code.

AFS110MD (AFS110MDG)

No.	MODEL		AFS110MDG						
	COLOR		Vivacity red	Pearl magellanic black	Pearl metalloid white	Applicable model		Applicable block No.	Ref. No.
	CODE		R-331	NH-A69P	NH-A96P	Initial applicable model	Final applicable model		
	Name of colored parts	Basic part No.	R331	NHA69	NHA96				
1	COVER COMP., HANDLE	53250-K71-M00	ZA	ZA	ZA			F-7	7
2	COVER SET, FR. TOP	64200-K71-M00	ZC	ZB	ZA			F-44	1
3	COVER SET, L. BODY	64650-K71-M00	ZC	ZB	ZA			F-23-10	6
4	COVER SET, L. MAIN PIPE SIDE	64465-K71-M00	ZC	ZB	ZA			F-44	7
5	COVER SET, R. BODY	64600-K71-M00	ZC	ZB	ZA			F-23-10	5
6	COVER SET, R. MAIN PIPE SIDE	64460-K71-M00	ZC	ZB	ZA			F-44	6
7	COVER SET, TAIL	83500-K71-M00	ZA	ZA	ZA			F-23-10	7
8	COVER, FR. HANDLE	53205-K71-M00	ZA	ZC	ZB			F-7	6
9	COVER, L. BODY LOWER	64565-K57-V00	ZA	ZA	ZA			F-23-10	4
10	COVER, R. BODY LOWER	64560-K57-V00	ZA	ZA	ZA			F-23-10	3
11	FENDER A, FR.	61100-K71-M00	ZA	ZC	ZB			F-10	3
12	FENDER B, FR.	61200-K09-840	ZA	ZA	ZA			F-10	4
13	HUB SUB ASSY., FR.	44635-K09-840	ZA	ZA	ZA			F-14-10	9
14	HUB SUB ASSY., RR. WHEEL	42635-KWW-640	ZA	ZA	ZA			F-19-10	11
15	LABEL, ENGINE STARTER	87513-KTL-M00	ZA	ZA	ZA			F-49	3
16	MARK, DRIVE CAUTION	87560-KW7-950	ZB	ZB	ZB			F-49	4

AFS110MD (AFS110MDG)

No.	MODEL		AFS110MDG						
	COLOR		Vivacity red	Pearl magellanic black	Pearl metalloid white	Applicable model		Applicable block No.	Ref. No.
	CODE		R-331	NH-A69P	NH-A96P	Initial applicable model	Final applicable model		
	Name of colored parts	Basic part No.	R331	NHA69	NHA96				
17	MARK, HONDA	86101-K71-M00	ZA	ZA	ZA			F-50	1
18	MARK, HONDA	86102-K71-M00	ZC	ZB	ZA			F-50	2
19	PANEL COMP., RR. BRAKE	43100-KWW-640	ZB	ZB	ZB			F-18	4
20	PANEL SUB COMP., FR. BRAKE	45010-KWW-640	ZA	ZA	ZA			F-13	6
21	SHIELD SET, L. LEG	64770-K71-M00	ZC	ZB	ZD			F-44	9
22	SHIELD SET, R. LEG	64750-K71-M00	ZC	ZB	ZD			F-44	8
23	STRIPE A, L. LEG SHIELD	86642-K71-M00	ZC	ZB	ZA			F-50	4
24	STRIPE A, R. LEG SHIELD	86641-K71-M00	ZC	ZB	ZA			F-50	3
25	STRIPE B, L. LEG SHIELD	86644-K71-M00	ZB	ZA	ZB			F-50	6
26	STRIPE B, R. LEG SHIELD	86643-K71-M00	ZB	ZA	ZB			F-50	5
27	STRIPE, L. BODY COVER	86648-K71-M00	ZC	ZB	ZA			F-50	10
28	STRIPE, L. MAIN PIPE SIDE COVER	86646-K71-M00	ZC	ZB	ZA			F-50	8
29	STRIPE, R. BODY COVER	86647-K71-M00	ZC	ZB	ZA			F-50	9
30	STRIPE, R. MAIN PIPE SIDE COVER	86645-K71-M00	ZC	ZB	ZA			F-50	7
31	SWINGARM SUB ASSY., RR.	52200-KWW-C00	ZC	ZC	ZC			F-32	8
32	WHEEL SUB ASSY., FR.	44650-K09-840	ZA	ZA	ZA			F-14-10	10
33	WHEEL SUB ASSY., RR.	42650-KYZ-M00	ZA	ZA	ZA			F-19-10	12
34	WHEEL SUB ASSY., RR.	42650-KYZ-T00	ZA	ZA	ZA			F-19-10	12

AFS110MCS (AFS110MCSG)

No.	MODEL		AFS110MCSG						
	COLOR		Vivacity red	Pearl magellanic black	Pearl metalloid white	Applicable model		Applicable block No.	Ref. No.
	CODE		R-331	NH-A69P	NH-A96P	Initial applicable model	Final applicable model		
	Name of colored parts	Basic part No.	R331	NHA69	NHA96				
1	COVER COMP., HANDLE	53250-K71-M00	ZA	ZA	ZA			F-7	7
2	COVER SET, FR. TOP	64200-K71-M00	ZC	ZB	ZA			F-44	1
3	COVER SET, L. BODY	64650-K71-M00	ZC	ZB	ZA			F-23-10	6
4	COVER SET, L. MAIN PIPE SIDE	64465-K71-M00	ZC	ZB	ZA			F-44	7
5	COVER SET, R. BODY	64600-K71-M00	ZC	ZB	ZA			F-23-10	5
6	COVER SET, R. MAIN PIPE SIDE	64460-K71-M00	ZC	ZB	ZA			F-44	6
7	COVER SET, TAIL	83500-K71-M00	ZA	ZA	ZA			F-23-10	7
8	COVER, FR. HANDLE	53205-K71-M10	ZA	ZC	ZB			F-7	6
9	COVER, L. BODY LOWER	64565-K57-V00	ZA	ZA	ZA			F-23-10	4
10	COVER, R. BODY LOWER	64560-K57-V00	ZA	ZA	ZA			F-23-10	3
11	FENDER A, FR.	61100-K71-M00	ZA	ZC	ZB			F-10	3
12	FENDER B, FR.	61200-K09-840	ZA	ZA	ZA			F-10	4
13	LABEL, ENGINE STARTER	87513-KTL-M00	ZA	ZA	ZA			F-49	3
14	MARK, DRIVE CAUTION	87560-KW7-950	ZB	ZB	ZB			F-49	4
15	MARK, HONDA	86101-K71-M00	ZA	ZA	ZA			F-50	1
16	MARK, HONDA	86102-K71-M00	ZC	ZB	ZA			F-50	2

AFS110MCS (AFS110MCSG)

No.	MODEL		AFS110MCSG						
	COLOR		Vivacity red	Pearl magellanic black	Pearl metalloid white	Applicable model		Applicable block No.	Ref. No.
	CODE		R-331	NH-A69P	NH-A96P	Initial applicable model	Final applicable model		
	Name of colored parts	Basic part No.	R331	NHA69	NHA96				
17	PANEL COMP., RR. BRAKE	43100-KWW-640	ZD	ZD	ZD			F-18	4
18	SHIELD SET, L. LEG	64770-K71-M00	ZC	ZB	ZD			F-44	9
19	SHIELD SET, R. LEG	64750-K71-M00	ZC	ZB	ZD			F-44	8
20	STRIPE A, L. LEG SHIELD	86642-K71-M00	ZC	ZB	ZA			F-50	4
21	STRIPE A, R. LEG SHIELD	86641-K71-M00	ZC	ZB	ZA			F-50	3
22	STRIPE B, L. LEG SHIELD	86644-K71-M00	ZB	ZA	ZB			F-50	6
23	STRIPE B, R. LEG SHIELD	86643-K71-M00	ZB	ZA	ZB			F-50	5
24	STRIPE, L. BODY COVER	86648-K71-M00	ZC	ZB	ZA			F-50	10
25	STRIPE, L. MAIN PIPE SIDE COVER	86646-K71-M00	ZC	ZB	ZA			F-50	8
26	STRIPE, R. BODY COVER	86647-K71-M00	ZC	ZB	ZA			F-50	9
27	STRIPE, R. MAIN PIPE SIDE COVER	86645-K71-M00	ZC	ZB	ZA			F-50	7
28	SWINGARM SUB ASSY., RR.	52200-KWW-C00	ZC	ZC	ZC			F-32	8
29	WHEEL SUB ASSY., FR.	44650-K71-M10	ZA	ZA	ZA			F-14-40	5
30	WHEEL SUB ASSY., RR.	42650-K71-M10	ZA	ZA	ZA			F-19-30	9

Fuel hose, general purpose hoses and vinyl hose

- The standard part fuel hose, general purpose hose and vinyl hose may be substituted by the coiled bulk part.
- When ordering the standard part fuel hose, general purpose hose and vinyl hose use the bulk part number written in the parts catalogue in brackets () underneath the part name, or use the catalogue below.
(The bulk part standard length is 1 m, however, those displayed in the catalogue < > are available in 3 m and 8 m lengths.)
- When exchanging the hose, cut and use at the specified length as mentioned in the part name.
(For the method of cutting the bulk part, and method of filling out orders etc., please refer to the service manual and the instructions issued with the bulk part.)
- The list below is a catalogue of the standard part numbers and bulk part numbers. Note that those numbers are applicable to the listed replacement parts only.

Fuel hoses/Tubes			
Standard part No.	Bulk part No.	Bulk part	
		Inner diameter (mm)	Length (m)
95001-30xxx-2x	95001-30001-20M	3.0	1
95001-30xxx-3x	95001-30001-30M	3.0	1
95001-30xxx-4x	95001-30001-40M	3.0	1
95001-35xxx-2x	95001-35001-50M <95001-35003-50M>	3.5	1 3
95001-35xxx-3x	95001-35001-60M <95001-35003-60M>	3.5	1 3
95001-35xxx-4x	95001-35001-60M <95001-35003-60M>	3.5	1 3
95001-35xxx-5x	95001-35001-50M <95001-35003-50M>	3.5	1 3
95001-35xxx-6x	95001-35001-60M <95001-35003-60M>	3.5	1 3
95001-45xxx-2x	95001-45001-50M <95001-45003-50M>	4.5	1 3
95001-45xxx-3x	95001-45001-60M <95001-45003-60M> <95001-45008-60M>	4.5	1 3 8
95001-45xxx-4x	95001-45001-60M <95001-45003-60M> <95001-45008-60M>	4.5	1 3 8
95001-45xxx-5x	95001-45001-50M <95001-45003-50M>	4.5	1 3
95001-45xxx-6x	95001-45001-60M <95001-45003-60M> <95001-45008-60M>	4.5	1 3 8
95001-55xxx-2x	95001-55001-50M <95001-55003-50M> <95001-55008-50M>	5.5	1 3 8

Fuel hoses/Tubes			
Standard part No.	Bulk part No.	Bulk part	
		Inner diameter (mm)	Length (m)
95001-55xxx-3x	95001-55001-60M <95001-55003-60M> <95001-55008-60M>	5.5	1 3 8
95001-55xxx-4x	95001-55001-60M <95001-55003-60M> <95001-55008-60M>	5.5	1 3 8
95001-55xxx-5x	95001-55001-50M <95001-55003-50M> <95001-55008-50M>	5.5	1 3 8
95001-55xxx-6x	95001-55001-60M <95001-55003-60M> <95001-55008-60M>	5.5	1 3 8
95001-75xxx-2x	95001-75001-50M <95001-75003-50M>	7.5	1 3
95001-75xxx-3x	95001-75001-60M <95001-75003-60M> <95001-75008-60M>	7.5	1 3 8
95001-75xxx-4x	95001-75001-60M <95001-75003-60M> <95001-75008-60M>	7.5	1 3 8
95001-75xxx-5x	95001-75001-50M <95001-75003-50M>	7.5	1 3
95001-75xxx-6x	95001-75001-60M <95001-75003-60M> <95001-75008-60M>	7.5	1 3 8
95001-80xxx-2x	95001-80001-50M	8.0	1
95001-80xxx-3x	95001-80001-60M	8.0	1
95001-80xxx-4x	95001-80001-60M	8.0	1
95001-80xxx-5x	95001-80001-50M	8.0	1
95001-80xxx-6x	95001-80001-60M	8.0	1

Vinyl tube				
Standard part No.	Bulk part No.	Bulk part		
		Inner dia- meter (mm)	Outer dia-meter (mm)	Length (m)
95003-01xxx-3x	95003-01001-60M <95003-01003-60M>	2.9	6.8	1 3
95003-01xxx-60	95003-01001-60M <95003-01003-60M>	2.9	6.8	1 3
95003-03xxx-3x	95003-03001-60M <95003-03003-60M>	3.0	6.0	1 3
95003-03xxx-60	95003-03001-60M <95003-03003-60M>	3.0	6.0	1 3
95003-05xxx-3x	95003-05001-60M <95003-05003-60M> <95003-05008-60M>	3.5	6.5	1 3 8
95003-05xxx-60	95003-05001-60M <95003-05003-60M> <95003-05008-60M>	3.5	6.5	1 3 8
95003-07xxx-1x	95003-07001-10M <95003-07003-10M> <95003-07008-10M>	4.0	7.0	1 3 8
95003-07xxx-20	95003-07001-10M <95003-07003-10M> <95003-07008-10M>	4.0	7.0	1 3 8
95003-07xxx-3x	95003-07001-60M <95003-07003-60M> <95003-07008-60M>	4.0	7.0	1 3 8
95003-07xxx-60	95003-07001-60M <95003-07003-60M> <95003-07008-60M>	4.0	7.0	1 3 8
95003-07xxx-7x	95003-07001-70M <95003-07003-70M> <95003-07008-70M>	4.0	7.0	1 3 8
95003-08xxx-1x	95003-08001-10M <95003-08003-10M> <95003-08008-10M>	4.5	6.5	1 3 8
95003-09xxx-3x	95003-09001-60M <95003-09003-60M>	4.5	8.0	1 3
95003-09xxx-60	95003-09001-60M <95003-09003-60M>	4.5	8.0	1 3
95003-10xxx-1x	95003-10001-10M <95003-10003-10M>	5.0	8.0	1 3
95003-10xxx-20	95003-10001-10M <95003-10003-10M>	5.0	8.0	1 3
95003-10xxx-3x	95003-10001-60M <95003-10003-60M>	5.0	8.0	1 3
95003-10xxx-60	95003-10001-60M <95003-10003-60M>	5.0	8.0	1 3
95003-11xxx-3x	95003-11001-60M <95003-11003-60M> <95003-11008-60M>	5.0	9.0	1 3 8
95003-11xxx-60	95003-11001-60M <95003-11003-60M> <95003-11008-60M>	5.0	9.0	1 3 8
95003-12xxx-1x	95003-12001-10M <95003-12003-10M> <95003-12008-10M>	5.0	7.0	1 3 8
95003-12xxx-20	95003-12001-10M <95003-12003-10M> <95003-12008-10M>	5.0	7.0	1 3 8

Vinyl tube				
Standard part No.	Bulk part No.	Bulk part		
		Inner dia- meter (mm)	Outer dia-meter (mm)	Length (m)
95003-14xxx-1x	95003-14001-10M <95003-14003-10M>	6.0	9.0	1 3
95003-14xxx-20	95003-14001-10M <95003-14003-10M>	6.0	9.0	1 3
95003-14xxx-3x	95003-14001-60M <95003-14003-60M>	6.0	9.0	1 3
95003-17xxx-1x	95003-17001-10M <95003-17003-10M>	7.0	9.0	1 3
95003-19xxx-1x	95003-19001-10M <95003-19003-10M> <95003-19008-10M>	7.0	11.0	1 3 8
95003-19xxx-20	95003-19001-10M <95003-19003-10M> <95003-19008-10M>	7.0	11.0	1 3 8
95003-19xxx-3x	95003-19001-60M <95003-19003-60M> <95003-19008-60M>	7.0	11.0	1 3 8
95003-19xxx-60	95003-19001-60M <95003-19003-60M> <95003-19008-60M>	7.0	11.0	1 3 8
95003-21xxx-1x	95003-21001-10M <95003-21003-10M>	8.0	9.0	1 3
95003-21xxx-20	95003-21001-10M <95003-21003-10M>	8.0	9.0	1 3
95003-23xxx-1x	95003-23001-10M <95003-23003-10M>	8.0	12.0	1 3
95003-23xxx-20	95003-23001-10M <95003-23003-10M>	8.0	12.0	1 3
95003-23xxx-3x	95003-23001-60M <95003-23003-60M> <95003-23008-60M>	8.0	12.0	1 3 8
95003-23xxx-60	95003-23001-60M <95003-23003-60M> <95003-23008-60M>	8.0	12.0	1 3 8
95003-25xxx-1x	95003-25001-10M <95003-25003-10M>	9.0	11.0	1 3
95003-25xxx-20	95003-25001-10M <95003-25003-10M>	9.0	11.0	1 3
95003-25xxx-3x	95003-25001-60M <95003-25003-60M>	9.0	11.0	1 3
95003-25xxx-7x	95003-25001-70M <95003-25003-70M>	9.0	11.0	1 3
95003-27xxx-1x	95003-27001-10M <95003-27003-10M>	9.0	13.0	1 3
95003-27xxx-20	95003-27001-10M <95003-27003-10M>	9.0	13.0	1 3
95003-27xxx-3x	95003-27001-60M <95003-27003-60M>	9.0	13.0	1 3
95003-27xxx-60	95003-27001-60M <95003-27003-60M>	9.0	13.0	1 3
95003-33xxx-1x	95003-33001-10M <95003-33003-10M>	10.0	14.0	1 3
95003-33xxx-20	95003-33001-10M <95003-33003-10M>	10.0	14.0	1 3

Vinyl tube				
Standard part No.	Bulk part No.	Bulk part		
		Inner dia- meter (mm)	Outer dia-meter (mm)	Length (m)
95003-36xxx-1x	95003-36001-10M <95003-36003-10M> <95003-36008-10M>	11.0	13.0	1 3 8
95003-36xxx-20	95003-36001-10M <95003-36003-10M> <95003-36008-10M>	11.0	13.0	1 3 8
95003-37xxx-3x	95003-37001-60M <95003-37003-60M>	11.0	15.0	1 3
95003-37xxx-60	95003-37001-60M <95003-37003-60M>	11.0	15.0	1 3
95003-38xxx-1x	95003-38001-10M <95003-38003-10M>	12.0	13.0	1 3
95003-38xxx-20	95003-38001-10M <95003-38003-10M>	12.0	13.0	1 3
95003-39xxx-1x	95003-39001-10M <95003-39003-10M>	12.0	14.0	1 3
95003-39xxx-20	95003-39001-10M <95003-39003-10M>	12.0	14.0	1 3
95003-40xxx-20	95003-40001-10M <95003-40003-10M>	12.0	16.0	1 3
95003-40xxx-3x	95003-40001-60M <95003-40003-60M>	12.0	16.0	1 3
95003-40xxx-60	95003-40001-60M <95003-40003-60M>	12.0	16.0	1 3
95003-43xxx-1x	95003-43001-10M <95003-43003-10M> <95003-43008-10M>	13.0	15.0	1 3 8
95003-43xxx-20	95003-43001-10M <95003-43003-10M> <95003-43008-10M>	13.0	15.0	1 3 8
95003-45xxx-1x	95003-45001-10M <95003-45003-10M> <95003-45008-10M>	14.0	18.0	1 3 8
95003-45xxx-20	95003-45001-10M <95003-45003-10M> <95003-45008-10M>	14.0	18.0	1 3 8
95003-50xxx-1x	95003-50001-10M <95003-50003-10M>	16.0	19.0	1 3
95003-50xxx-20	95003-50001-10M <95003-50003-10M>	16.0	19.0	1 3
95003-50xxx-3x	95003-50001-60M <95003-50003-60M>	16.0	19.0	1 3
95003-55xxx-1x	95003-55001-10M <95003-55003-10M>	17.5	20.5	1 3
95003-55xxx-20	95003-55001-10M <95003-55003-10M>	17.5	20.5	1 3
95003-60xxx-1x	95003-60001-10M <95003-60003-10M>	22.0	27.0	1 3
95003-60xxx-20	95003-60001-10M <95003-60003-10M>	22.0	27.0	1 3
95003-60xxx-3x	95003-60001-60M <95003-60003-60M>	22.0	27.0	1 3
95003-60xxx-60	95003-60001-60M <95003-60003-60M>	22.0	27.0	1 3

General purpose hoses			
Standard part No.	Bulk part No.	Bulk part	
		Inner diameter (mm)	Length (m)
95005-11xxx-3x	95005-11001-30M	11.0	1
95005-11xxx-5x	95005-11001-50M	11.0	1
95005-12xxx-1x	95005-12001-10M <95005-12003-10M>	12.0	1 3
95005-12xxx-2x	95005-12001-20M	12.0	1
95005-12xxx-3x	95005-12001-30M	12.0	1
95005-12xxx-5x	95005-12001-50M	12.0	1
95005-14xxx-1x	95005-14001-10M	14.0	1
95005-14xxx-2x	95005-14001-20M <95005-14003-20M>	14.0	1 3
95005-14xxx-3x	95005-14001-30M	14.0	1
95005-14xxx-5x	95005-14001-50M	14.0	1
95005-17xxx-1x	95005-17001-10M	17.0	1
95005-17xxx-2x	95005-17001-20M	17.0	1
95005-17xxx-3x	95005-17001-30M	17.0	1
95005-17xxx-5x	95005-17001-50M	17.0	1
95005-30xxx-3x	95005-30001-30M	3.0	1
95005-30xxx-5x	95005-30001-50M	3.0	1
95005-35xxx-1x	95005-35001-10M <95005-35003-10M> <95005-35008-10M>	3.5	1 3 8
95005-35xxx-2x	95005-35001-20M	3.5	1
95005-35xxx-3x	95005-35001-30M	3.5	1
95005-35xxx-4x	95005-35001-10M <95005-35003-10M> <95005-35008-10M>	3.5	1 3 8
95005-35xxx-5x	95005-35001-50M	3.5	1
95005-45xxx-1x	95005-45001-10M <95005-45003-10M> <95005-45008-10M>	4.5	1 3 8
95005-45xxx-2x	95005-45001-20M	4.5	1
95005-45xxx-3x	95005-45001-30M	4.5	1

General purpose hoses			
Standard part No.	Bulk part No.	Bulk part	
		Inner diameter (mm)	Length (m)
95005-45xxx-4x	95005-45001-10M <95005-45003-10M> <95005-45008-10M>	4.5	1 3 8
95005-45xxx-5x	95005-45001-50M	4.5	1
95005-50xxx-3x	95005-50001-30M <95005-50003-30M>	5.0	1 3
95005-50xxx-5x	95005-50001-50M	5.0	1
95005-55xxx-1x	95005-55001-10M <95005-55003-10M> <95005-55008-10M>	5.3	1 3 8
95005-55xxx-2x	95005-55001-20M <95005-55003-20M>	5.3	1 3
95005-55xxx-4x	95005-55001-10M <95005-55003-10M> <95005-55008-10M>	5.3	1 3 8
95005-65xxx-1x	95005-65001-10M <95005-65003-10M>	6.5	1 3
95005-65xxx-2x	95005-65001-20M	6.5	1
95005-70xxx-3x	95005-70001-30M <95005-70003-30M>	7.0	1 3
95005-70xxx-5x	95005-70001-50M	7.0	1
95005-75xxx-1x	95005-75001-10M <95005-75003-10M>	7.3	1 3
95005-75xxx-2x	95005-75001-20M	7.3	1
95005-80xxx-1x	95005-80001-10M <95005-80003-10M>	8.0	1 3
95005-80xxx-2x	95005-80001-20M	8.0	1
95005-80xxx-3x	95005-80001-30M	8.0	1
95005-80xxx-5x	95005-80001-50M	8.0	1
95005-91xxx-3x	95005-91001-30M	12.0	1
95005-91xxx-5x	95005-91001-50M	12.0	1
95005-92xxx-3x	95005-92001-30M	12.0	1
95005-92xxx-5x	95005-92001-50M	12.0	1

NOTE: X is displayed to represent the omitted numerals and letters of the roman alphabet.

⊙ **CAUTION: It is DANGEROUS to confuse the fuel hose with the general purpose hose or vinyl hose.**

Never use a general purpose hose or vinyl hose in place of a fuel hose or vice versa. Always use the correct bulk part in the parts catalogue, according to the service manual or the instructions issued with the bulk part.

• Bulk part number of fuel hose, general purpose hose and vinyl hose.

(Example)

9 5 0 0 1 - 7 5 0 0 1 - 5 0 M

Bulk part number: Refers to the bulk part.

Marking code (hose type): (fuel hose and general purpose hose)

Change code (for added hose): (Vinyl hose)

- Indicates number mark or change sequence, however, the code for the bulk part must be strictly 0 (zero).

Types of code:

- Fuel hose
 - 2: Red outside braid (3 mm inside dia. only)
 - 5: Black inside braid
 - 3: Red (3 mm inside dia. only)
 - 4: Ash gray with red stripe (3 mm inside dia. only)
 - 6: Black
- Vinyl hose
 - 1: Clear
 - 2: Black
 - 3: Light red
 - 6: Light red
 - 7: Pale black
- General hose
 - 1: Ash gray
 - 2: Ash gray
 - 3: Black
 - 5: Black

Lengths: 001: 1 m (standard)
003: 3 m
008: 8 m

I.D code: (fuel hose and general purpose hose)

- 30: 3.0 mm
- 35: 3.5 mm
- 45: 4.5 mm
- 50: 5.0 mm
- 55: 5.3 mm, 5.5 mm
- 65: 6.5 mm
- 70: 7.0 mm
- 75: 7.3 mm, 7.5 mm
- 80: 8.0 mm
- 11: 11 mm
- 91: 12 mm (outside dia. 15) mm
- 92: 12 mm (outside dia. 16) mm
- 12: 12 mm (outside dia. 17) mm
- 14: 14 mm
- 17: 17 mm

ID./OD. code: (vinyl hose)

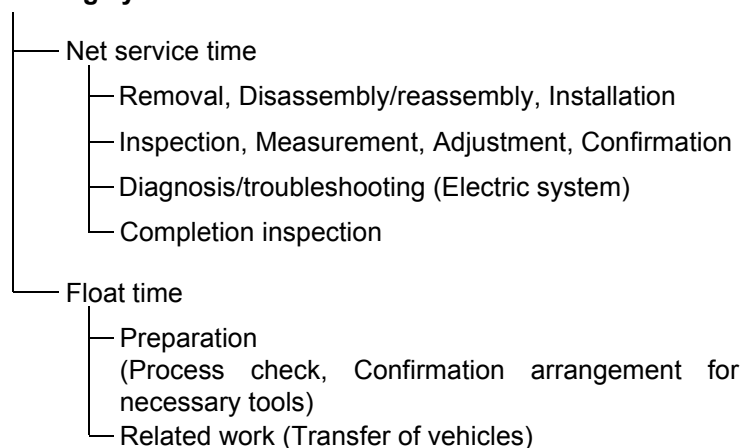
- 01: ID. 2.9, OD. 6.8 mm
- 03: ID. 3.0, OD. 6.0 mm
- 05: ID. 3.5, OD. 6.5 mm
- 07: ID. 4.0, OD. 7.0 mm
- 08: ID. 4.5, OD. 6.5 mm
- 09: ID. 4.5, OD. 8.0 mm
- 12: ID. 5.0, OD. 7.0 mm
- 10: ID. 5.0, OD. 8.0 mm
- 11: ID. 5.0, OD. 9.0 mm
- 14: ID. 6.0, OD. 9.0 mm
- 17: ID. 7.0, OD. 9.0 mm
- 19: ID. 7.0, OD. 11.0 mm
- 21: ID. 8.0, OD. 9.0 mm
- 23: ID. 8.0, OD. 12.0 mm
- 25: ID. 9.0, OD. 11.0 mm
- 27: ID. 9.0, OD. 13.0 mm
- 33: ID. 10.0, OD. 14.0 mm
- 36: ID. 11.0, OD. 13.0 mm
- 37: ID. 11.0, OD. 15.0 mm
- 38: ID. 12.0, OD. 13.0 mm
- 39: ID. 12.0, OD. 14.0 mm
- 40: ID. 12.0, OD. 16.0 mm
- 43: ID. 13.0, OD. 15.0 mm
- 45: ID. 14.0, OD. 18.0 mm
- 50: ID. 16.0, OD. 19.0 mm
- 55: ID. 17.5, OD. 20.5 mm
- 60: ID. 22.0, OD. 27.0 mm

Hose type: 1: Fuel hose
3: Vinyl hose
5: General hose

FLAT RATE SERVICE TIME

Flat rate service time (FRT) means the standard time required to service a MC, which is listed in this manual to help the dealers control the actual working process and calculate the service charge by using it as a guide.

FRT setting system



* Float time is set by multiplying the net service time by a given coefficient.

Editorial style

The service items shown in the text are listed with the exchange work time for the repair sales parts as the subject. Other representative service items not using repair parts (removal/installation, adjustment, inspection/measuring, and other work) are listed collectively in the list in the preface, classified according to the work.

FRT setting standard

- Decimal system (in unit of 0.1) is adopted to set FRT as it is convenient to calculate the wage.
Example: (0.1) → 6 minutes, (0.2) → 12 minutes
[Labor cost per hour] x [FRT] = [Wage]
- FRT is set with a hand tool.
- Service items and FRT can be subject to change depending on development of tools and service equipment and improvement in service procedure.

Work procedure

- As the work procedure is set with the work time according to the method in the separate Service Manual, refer to this Manual as required.
- Work methods permitting servicing in the shortest time still permitting assurance of safe work and product warranty are used for the setting of service items not listed in the Service Manual.
- Work basically is to be performed by one person, and when two or more people are required, setting is done as the total time for the number of people.
- The set value for the technological level of the workers uses a person with three years of experience in the repair of Honda vehicles as the standard.
- Special tools and service equipment used to set FRT are those specified or recommended in Service Manual.

Service item whose FRT is not presented

- Accessories and service parts that are not listed to use in this manual.
 - Locations with little aging deterioration or breakage during normal use.
 - Service work that can be finished by one touch.
 - Service work that is seldom done (i.e. extremely small causes of trouble and service frequency).
- * When FRT is not presented, please calculate wages based on appropriate actual work time

Operation not included of FRT

- Oil and coolant water draining, Waiting time for warming up operation and etc..
- Additional operation that involves removal/installation of standard exterior equipment.
- Indirect time spent for service by visiting the customer, trade-in, and delivery of a MC.
- Indirect time required for ordering and delivery of parts.
- Cost for grease, adhesive agent, etc. used for service work.

**Explanation of FRT by using an example
(The example may differ from the actual presented items)**

Ref. No.	L.O.N.	(Relative ref. Number) Description	F.R.T.
②	111118	(1, 3, 4, 7) CAMSHAFT 4.5	②
③	111118A	⑥ • Includes: Valve clearance adjustment Replace rocker arm add 1.0	⑤

- ① Reference No. of the illustration of part that shows location of the replacement work.
- ② FRT is an abbreviation of Flat Rate Time indicating the standard service time required for the replacement.
- ③ LON is an abbreviation of Labor Operation Number, and it is a classification of the service items by the work unit code.

The same operation code is used regardless of the models.

Standard operation is indicated with 6 digits code, and additional operation is indicated with 7 digits code.

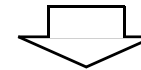
- ④ Indicating the camshaft replacement and FRT4.5.
- ⑤ Indicating FRT1.0 that will be added when additional operation (replace rocker arm) is done in association with camshaft replacement.

- ⑥ Indicating work contents that are included in the service item.
- ⑦ Indicating a reference No. whose operation and time are the same as FRT4.5 for the camshaft.

(The application range is limited to the service items without an LON setting within a same block.)

**How to refer to the service item by using the sample
(camshaft replacement)**

Open to the page of the block where the camshaft's spare part illustration is shown.



Look for the camshaft illustration, and refer to the service item and FRT that agree with the reference No.

Indication mark for the listing of service items that continues to the following page

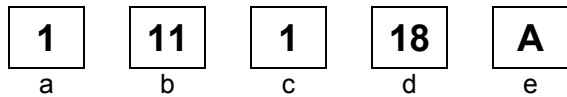
Ref. No.	L.O.N.	(Relative ref. Number) Description	F.R.T.
2	111118	CAMSHAFT	4.5
	.	.	.
	.	.	.

+
Mark indicated at the last line.

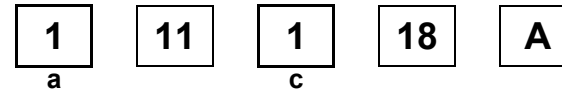
Indication of the block with no setting of FRT

Ref. No.	L.O.N.	(Relative ref. Number) Description	F.R.T.
NO INFORMATION			

• LON code system



- a) Category code..... Engine
- b) Location/function code Engine upper
- c) Operation code..... Replace
- d) Operation sequence number (Unit code can be shown with alphabet) camshaft (No regular rule of code)
- e) Additional code replace rocker arm (No regular rule of code)



a) Category codes and classification

Code	Category
1	Engine
2	Transmission
3	Fuel & Exhaust
4	Frame & Body
5	Steering/Suspension
6	Electrical
7	Wheels/Brakes
8	Controls/instrument
9	-
0	-

c) Operation codes and classification

Code	Operation category
1	Replace, Removal/Installation, Change
2	Overhaul
3	Adjust, Balance
4	(Paint-related work: Top-coat)
5	Test, Inspect/diagnose, Measurement, Check
6	(Overhaul-related work: Rebore)
7	(Overhaul-related work: Reseal)
8	(Resurface)
9	(Paint-related work: Refinish)
0	Repair, Cleaning, Air bleeding

Major service items without using spare parts
Removal/Installation, Adjustment, Inspection/Measurement, Overhaul, Other work

[E: Engine, F: Frame]

* OPERATIONS OTHER THAN REPLACING PARTS

• Removal/installation

Set for the configuration with the parts removed from the vehicle.

	LON	DESCRIPTION	FRT
E	1101E5	TILTING ENGINE ASSEMBLY-REMOVAL/INSTALLATION INCLUDES: All necessary adjustment	1.4
	3111D6	CARBURETOR ASSEMBLY-REMOVAL/INSTALLATION	0.7
	1101E6	CRANKCASE SEPARATION INCLUDES: Engine removal and installation	2.9

• Adjustment

	LON	DESCRIPTION	FRT
E	3113A0	CARBURETOR IDLE-ADJUSTMENT	0.1
	2123A0	CLUTCH-ADJUSTMENT	0.1
	6143A1	SPARK PLUG-ADJUSTMENT/CLEANING	0.1
	1113A0	VALVE CLEARANCE-ADJUSTMENT NOTE: For 1 vehicle	0.3
F	6163A0	HEADLIGHT-AIMING	0.1
	2133A0	DRIVE CHAIN-ADJUSTMENT	0.1
	7113A0	FRONT BRAKE-ADJUSTMENT EXCLUDES: Front brake shoe adjustment	0.1
	7113A1	REAR BRAKE-ADJUSTMENT EXCLUDES: Rear brake shoe adjustment	0.1

• Inspection/Measurement

	LON	DESCRIPTION	FRT
E	1115A0	COMPRESSION PRESSURE-MEASUREMENT	0.2
	3115A0	CARBURETOR FLOAT LEVEL-MEASUREMENT	0.8
	6145A0	IGNITION TIMING-INSPECTION	0.2
F	6105A0	BATTERY-CHECKING OF ELECTROLYTE LEVEL & CHARGE	0.2

• Overhaul

Work condition: The required Measurements, inspections, adjustments, and cleaning/washing of each part are performed, including the main body removal/installation work and the replacement of defective parts.

	LON	DESCRIPTION	FRT
E	311200	CARBURETOR-OVERHAUL INCLUDES: All necessary adjustment	1.1

• Other work

	LON	DESCRIPTION	FRT
E	1130A1	OIL FILTER SCREEN-CLEANING	0.6
F	7110A0	FRONT BRAKE-AIR BLEEDING	0.2

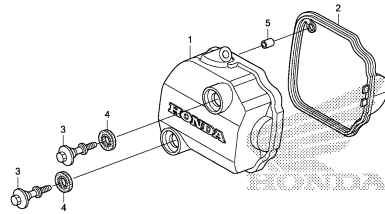
ENGINE GROUP

C 5

E-1

CYLINDER HEAD COVER

D 1

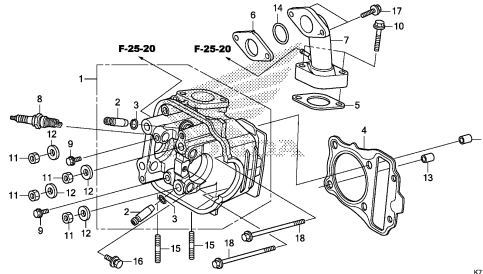


K71BE0100

E-2

CYLINDER HEAD

D 2

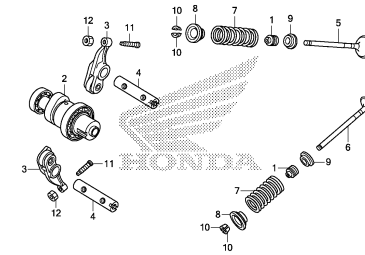


K71BE0200

E-3

CAMSHAFT/VALVE

D 3

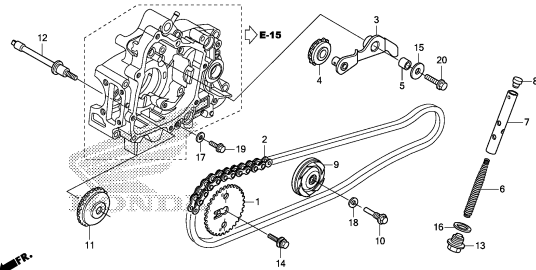


K71BE0300

E-4

CAM CHAIN/TENSIONER

D 4

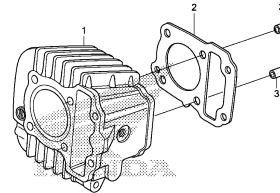


K71BE0400

E-5

CYLINDER

D 5

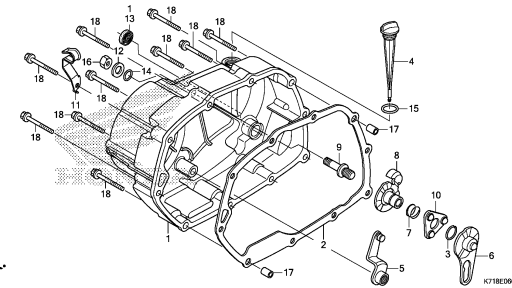


K71BE0500

E-6

RIGHT CRANKCASE COVER

D 6

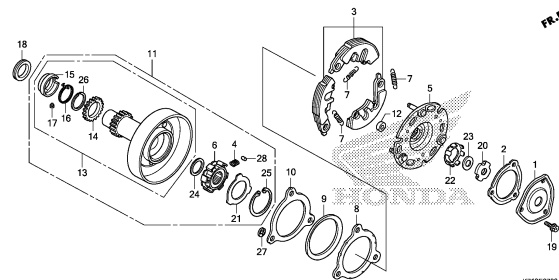


K71BE0600

E-7

ONE WAY CLUTCH

D 7

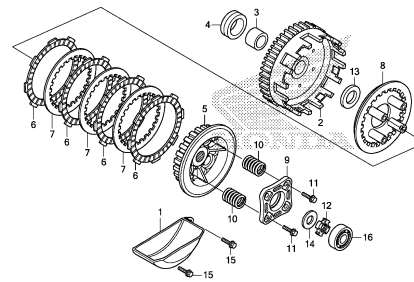


K71BE0700

E-8

CLUTCH

D 9

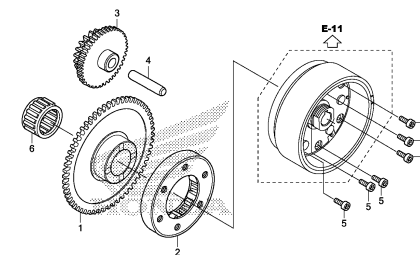


K71BE0800

E-9

STARTING CLUTCH

D10



K71BE0900

2

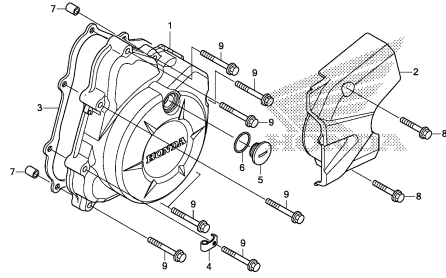
ENGINE GROUP

C 6

E-10

LEFT CRANKCASE COVER

D11

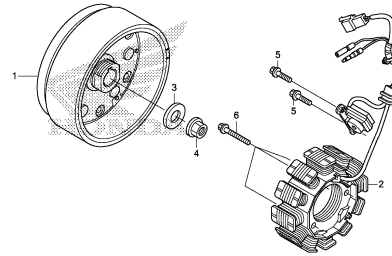


K71BE1000

E-11

GENERATOR

D12

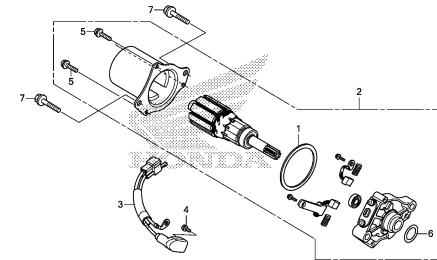


K71BE1100

E-13

STARTER MOTOR

D13

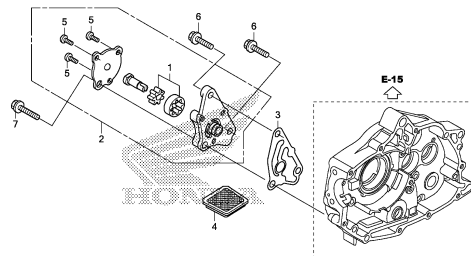


K71BE1300

E-14

OIL PUMP

D14

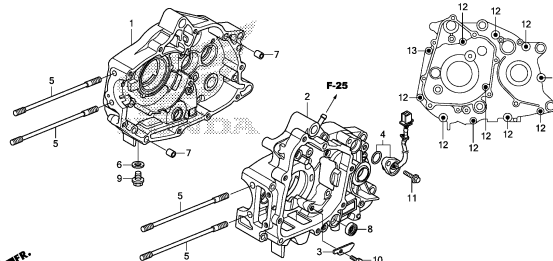


K71BE1400

E-15

CRANKCASE

D15

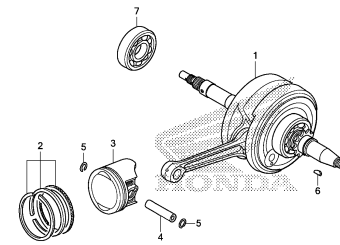


K71BE1500

E-16

CRANKSHAFT/PISTON

D16

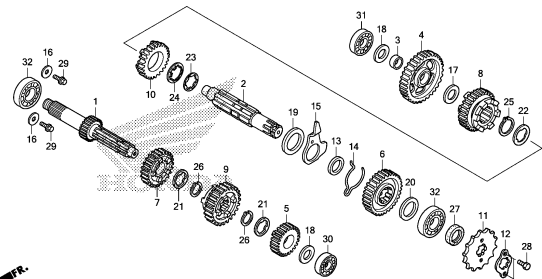


K71BE1600

E-17

TRANSMISSION

E 1

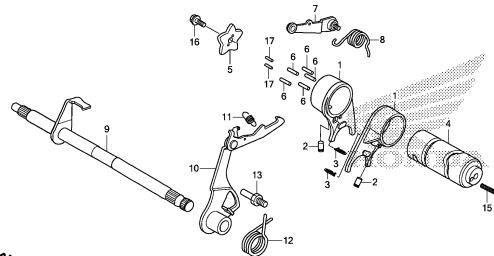


K71BE1700

E-19

GEARSHIFT DRUM

E 3

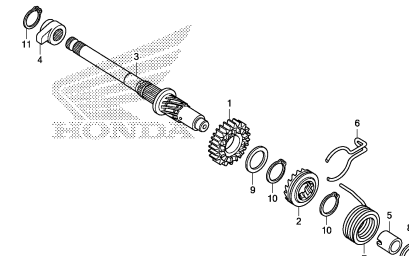


K71BE1900

E-20

KICK STARTER SPINDLE

E 4



K71BE2000

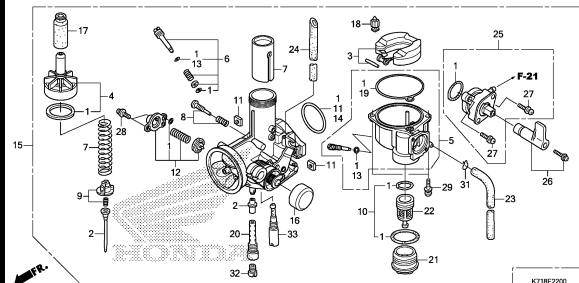
ENGINE GROUP

C 7

E-22

E 6

CARBURETOR



2

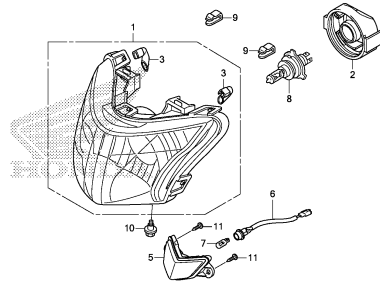
FRAME GROUP

C 8

F-1

HEADLIGHT

F 1

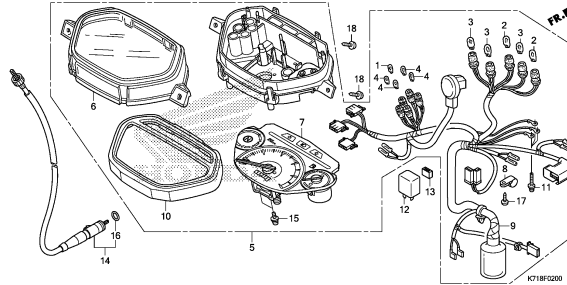


K71BF0100

F-2

METER

F 2

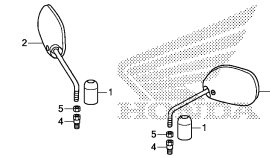


K71BF0200

F-3

MIRROR

F 3

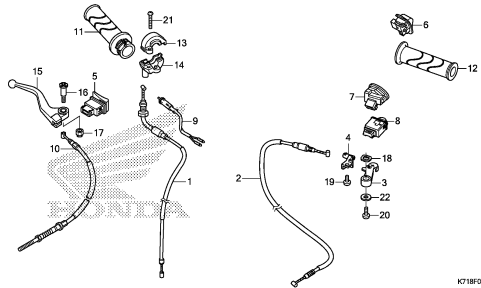


K71BF0300

F-4

HANDLE LEVER/SWITCH/CABLE

F 4

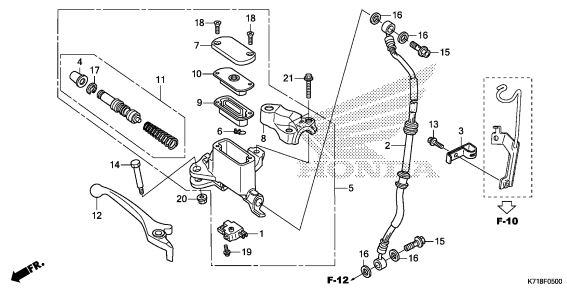


K71BF0400

F-5

FRONT BRAKE MASTER CYLINDER

F 5

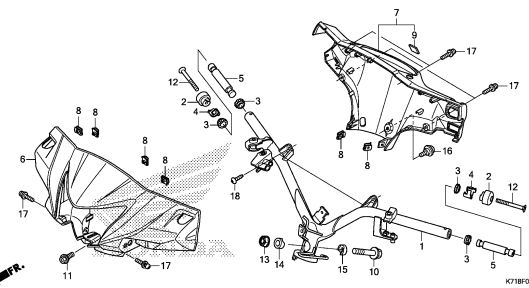


K71BF0500

F-7

HANDLE PIPE/HANDLE COVER

F 6

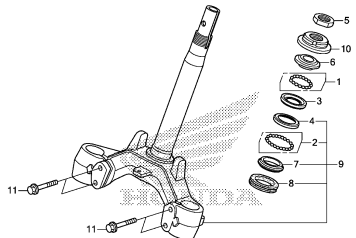


K71BF0700

F-9

STEERING STEM

F 8

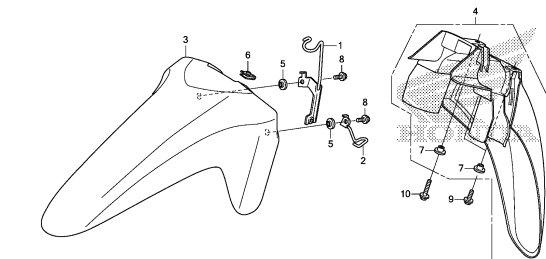


K71BF0900

F-10

FRONT FENDER

F 9

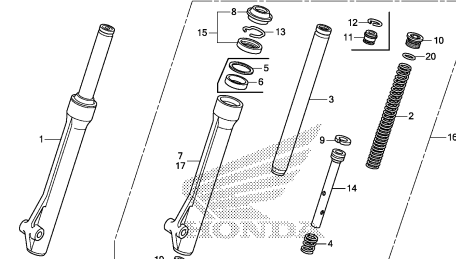


K71BF1000

F-11

FRONT FORK

F 10



K71BF1100

3

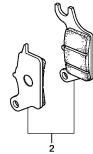
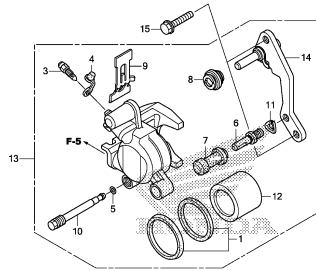
FRAME GROUP

C 9

F-12

FRONT BRAKE CALIPER

F13

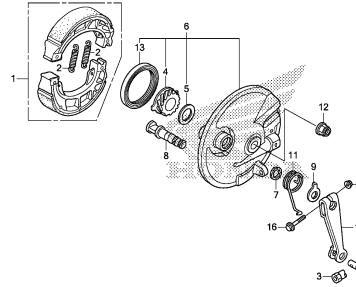


FR. →
K71BF1200

F-13

FRONT BRAKE PANEL

F14



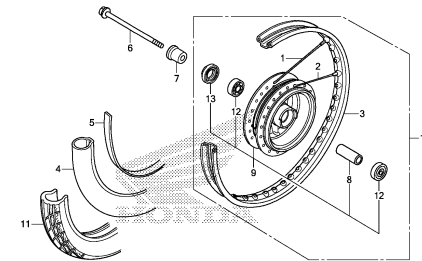
← FR.

K71BF1300

F-14-10

FRONT WHEEL(AFS110MD)

F15



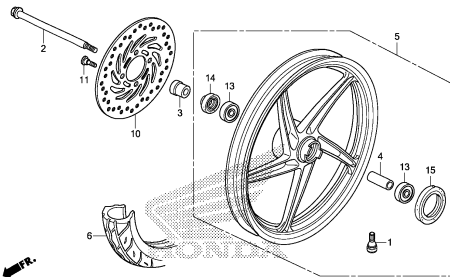
← FR.

K71BF1410

F-14-40

FRONT WHEEL(AFS110MCS)

G 1



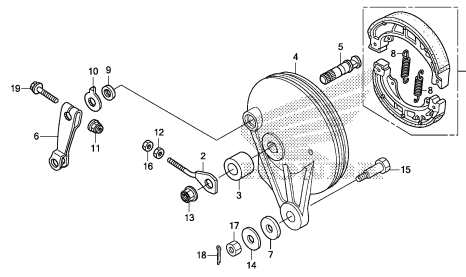
← FR.

K71BF1440

F-18

REAR BRAKE PANEL

G 2



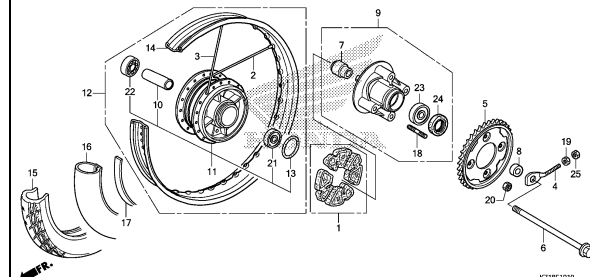
FR. →

K71BF1800

F-19-10

REAR WHEEL(AFS110MD)

G 3



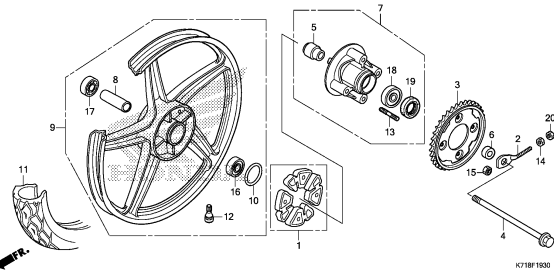
← FR.

K71BF1910

F-19-30

REAR WHEEL(AFS110MCS)

G 6



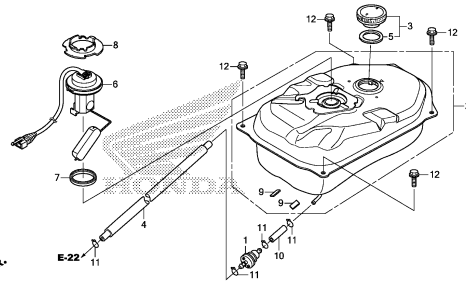
← FR.

K71BF1930

F-21

FUEL TANK

G 8



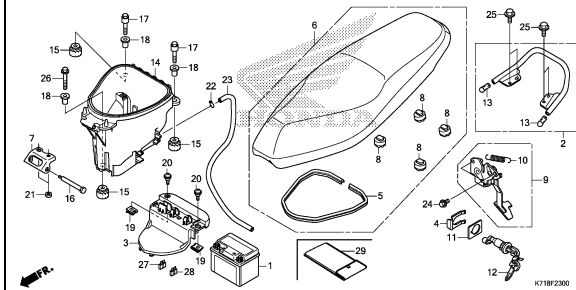
← FR.

K71BF2100

F-23

SEAT/LUGGAGE BOX

G 9



← FR.

K71BF2300

3

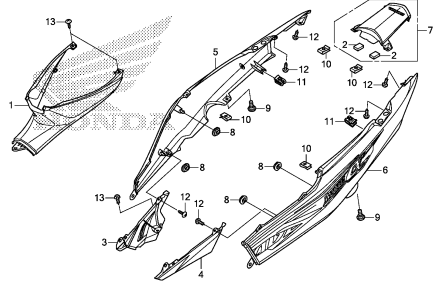
FRAME GROUP

C10

F-23-10

BODY COVER

G11

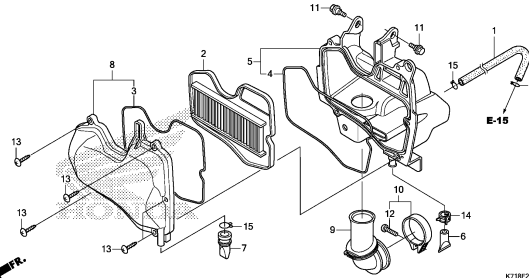


K71BF2310

F-25

AIR CLEANER

G12

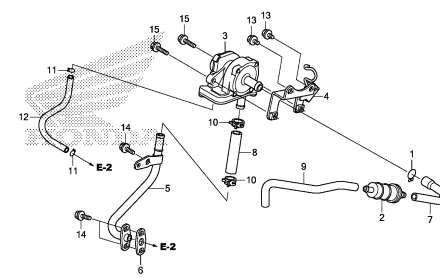


K71BF2500

F-25-20

AIR SUCTION VALVE

G13

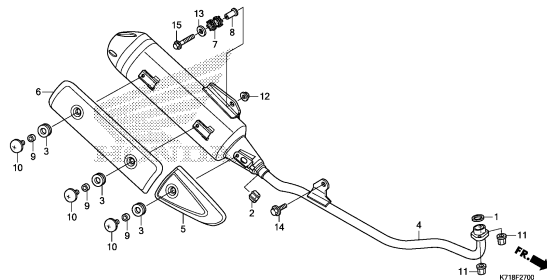


K71BF2520

F-27

EXHAUST MUFFLER

G14

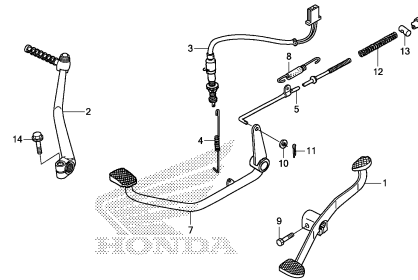


K71BF2700

F-29

PEDAL

G15

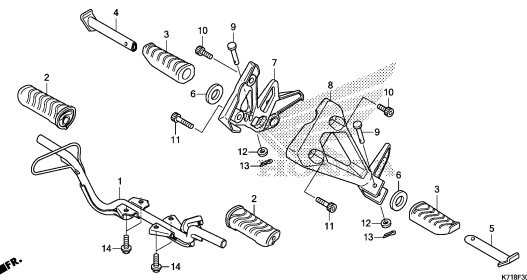


K71BF2900

F-30

STEP

G16

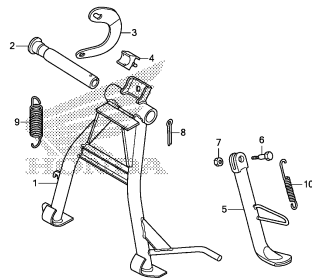


K71BF3000

F-31

STAND

H 1

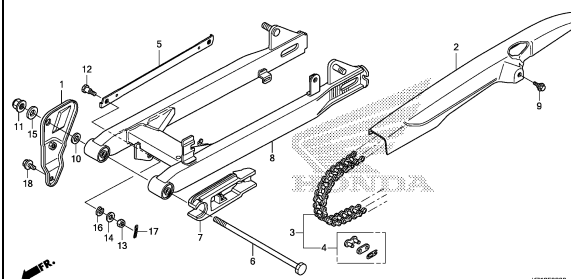


K71BF3100

F-32

SWINGARM

H 2

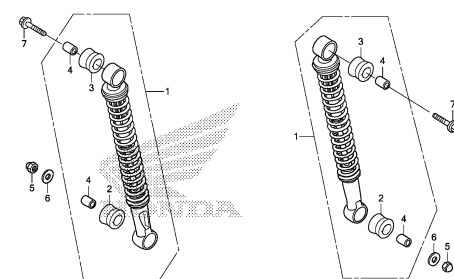


K71BF3200

F-33

REAR CUSHION

H 3



K71BF3300

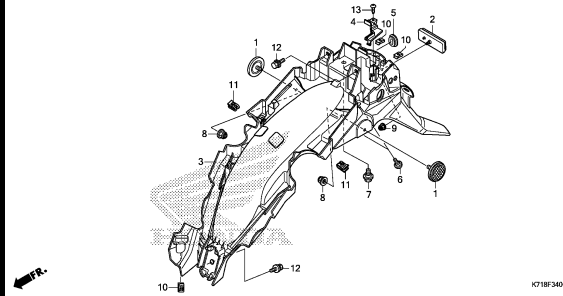
FRAME GROUP

C11

F-34

REAR FENDER

H 4

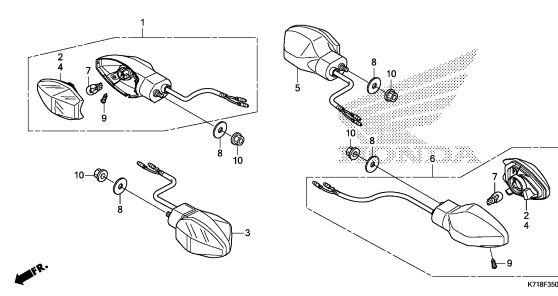


K71BF3400

F-35

WINKER

H 5

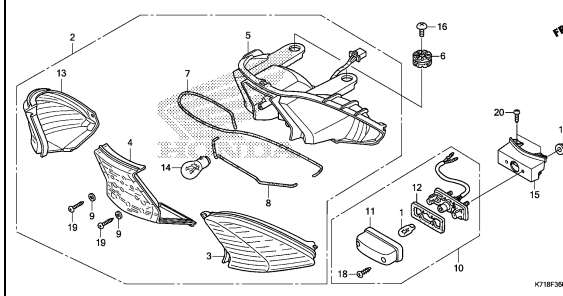


K71BF3500

F-36

TAILLIGHT

H 6

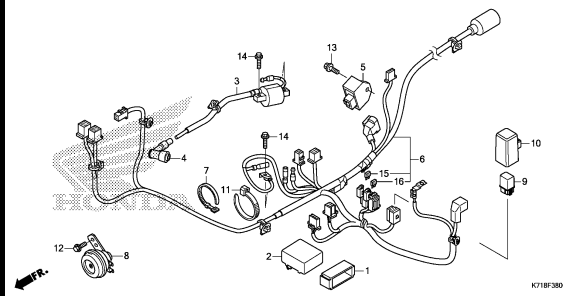


K71BF3600

F-38

WIRE HARNESS

H 7

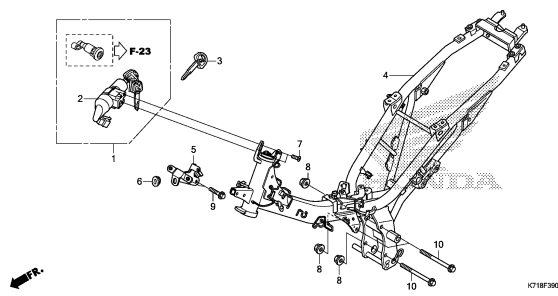


K71BF3800

F-39

FRAME BODY

H 8

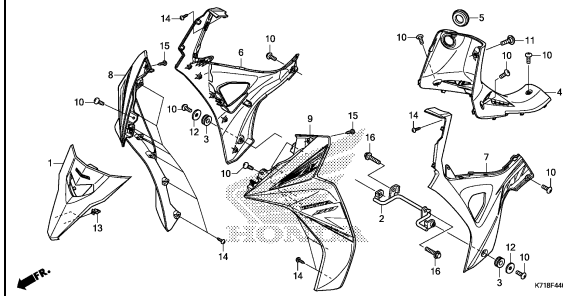


K71BF3900

F-44

FRONT COVER/MAIN PIPE COVER

H 9

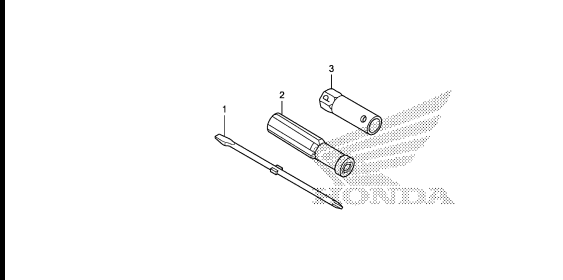


K71BF4400

F-48

TOOLS

H11

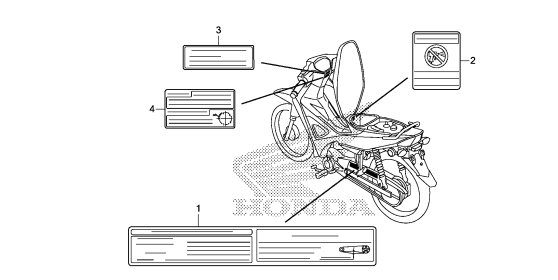


K71BF4800

F-49

CAUTION LABEL

H12

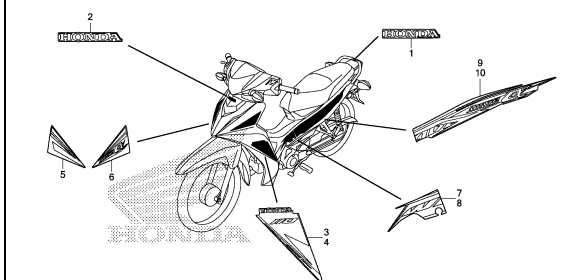


K71BF4900

F-50

MARK/STRIPE

H13



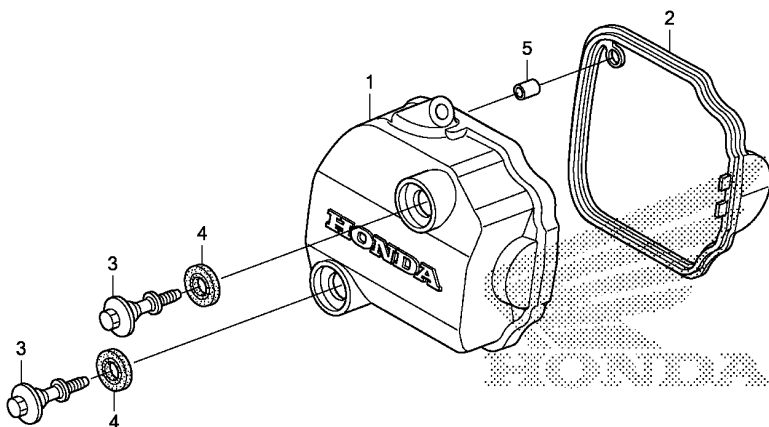
K71BF5000

3

E-1

CYLINDER HEAD COVER

D 1



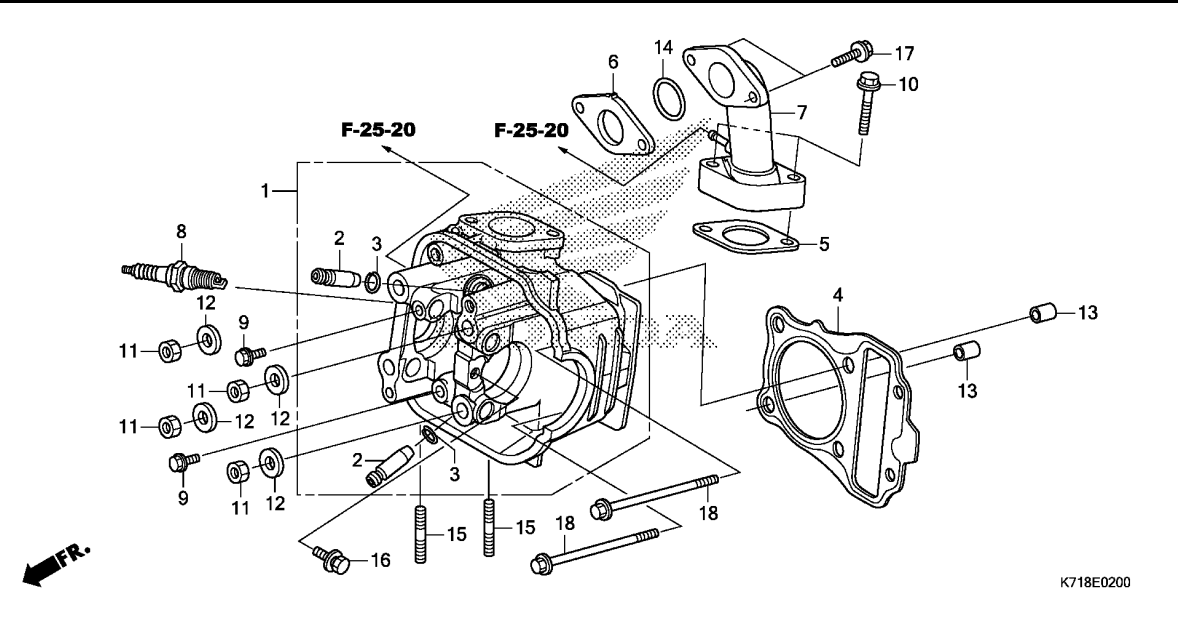
←FR.

K718E0100

Ref. No.	L.O.N.	(Relative ref. Number) Description	F.R.T.
1	1111C4	COVER, CYLINDER HEAD	0.1
2	1111D2	GASKET, CYLINDER HEAD COVER ..	0.1

Ref. No.	Part No.	Description	Reqd. QTY		Serial No.	Parts catalogue code
			AFS110 MD G	MCS G		
1	12310-KWW-740	COVER COMP., CYLINDER HEAD ..	1	1		
2	12391-K03-N31	GASKET, HEAD COVER	1	1		
	12391-KWW-600	GASKET, HEAD COVER(KOKOKU) ..	1	1		
3	90017-KWW-740	BOLT, HEAD COVER	2	2		
4	90401-KWW-C00	RUBBER, MOUNTING	2	2		
5	90701-KFM-900	DOWEL PIN, SPECIAL, 8X14	1	1		

2

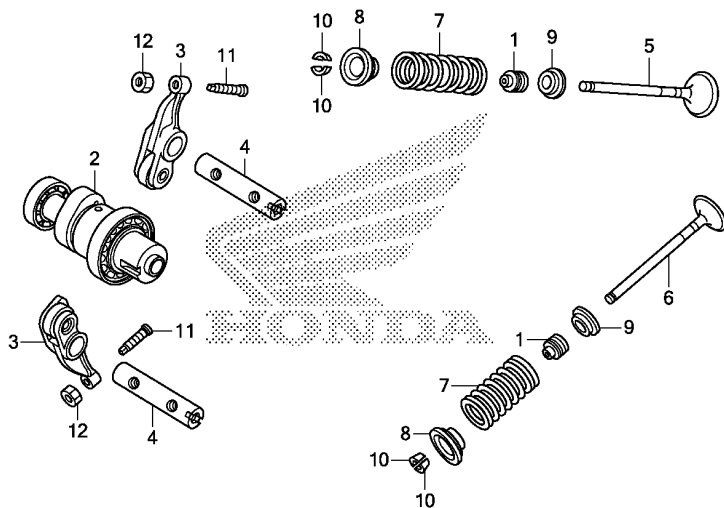


Ref. No.	L.O.N.	(Relative ref. Number) Description	F.R.T.
1	111106	HEAD, CYLINDERINCLUDES: Valve adjust and reface	1.9
2	1111L9	GUIDE, INTAKE VALVE(ONE)INCLUDES: Reaming .INCLUDES: Valve adjust and reface	1.9
	1111M0	GUIDE, EXHAUST VALVE(ONE)INCLUDES: Reaming .INCLUDES: Valve adjust and reface	1.9
	1111M9	GUIDE, VALVE :FOR 1 VEHICLE .. .INCLUDES: Reaming .INCLUDES: Valve adjust and reface	2.2
4	111115	GASKET, CYLINDER HEAD (14)	1.0
6	311131	INSULATOR, THROTTLE BODY/ CARBURETOR	0.4
7	111107	MANIFOLD, INTAKE	0.5
8	614130	PLUG, SPARK	0.1

K718E0200

Ref. No.	Part No.	Description	Reqd. QTY		Serial No.	Parts catalogue code
			AFS110 MD G	MCS G		
1	12200-KWW-A80	HEAD COMP., CYLINDER	1	1		
2	12204-KVY-305	GUIDE, VALVE(O.S.)	2	2		
3	12206-KPL-900	CLIP, VALVE GUIDE	2	2		
4	12251-KWB-601	GASKET, CYLINDER HEAD	1	1		
5	16201-KWB-920	GASKET, CARBURETOR INSULATOR	1	1		
6	16211-KPH-900	INSULATOR, CARBURETOR	1	1		
7	17110-KWW-A80	PIPE COMP., IN.	1	1		
8	31916-KWB-601	PLUG, SPARK(CPR6EA-9S)(NGK) ..	1	1		
	31926-KWB-601	PLUG, SPARK(U20EPR9S)(DENSO) ..	1	1		
9	90002-KWB-600	BOLT, FLANGE, 5X12	2	2		
10	90004-GHB-690	BOLT, FLANGE, 6X32(NSHF)	2	2		
11	90201-GCC-000	NUT, HEX., 7MM	4	4		
12	90402-KWW-740	WASHER, 7.2X16X2.5	4	4		
13	90701-KFM-900	DOWEL PIN, SPECIAL, 8X14	2	2		
14	91304-GB1-900	O-RING, 25X2.4	1	1		
15	92900-08032-0E	BOLT, STUD, 8X32	2	2		
16	93404-06012-00	BOLT-WASHER, 6X12	1	1		
17	96001-06022-00	BOLT, FLANGE, 6X22	2	2		
18	96001-06100-00	BOLT, FLANGE, 6X100	2	2		





K718E0300

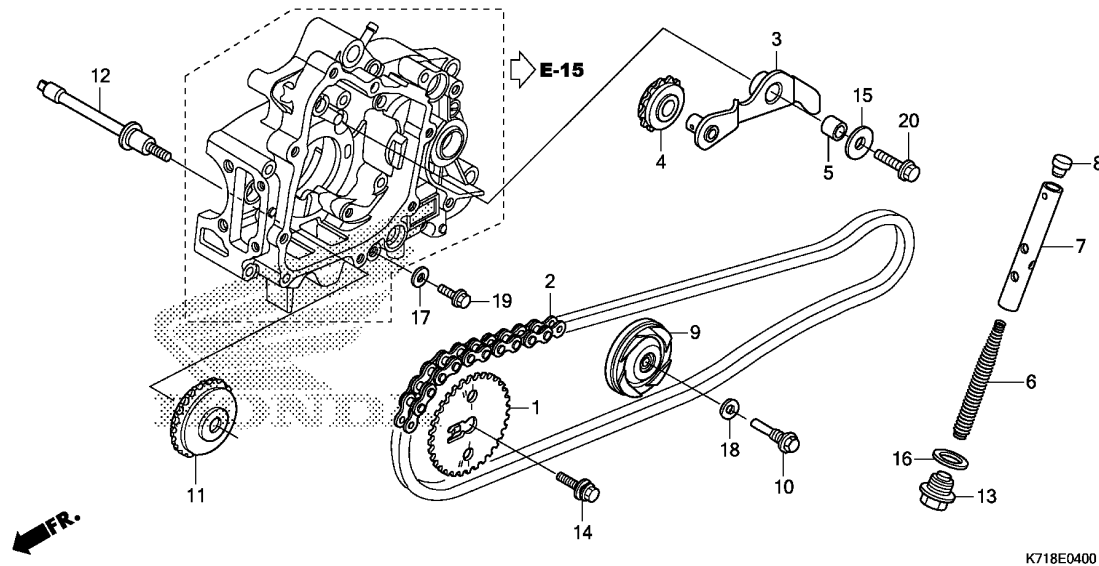
Ref. No.	L.O.N.	(Relative ref. Number) Description	F.R.T.
2	111118	CAMSHAFTINCLUDES: Valve adjustment (4)	1.2
3	1111K8	ARM, INTAKE VALVE ROCKER(ONE) .INCLUDES: Valve adjustment	1.2
	1111K9	ARM, EXHAUST VALVE ROCKER(ONE) .INCLUDES: Valve adjustment	1.2
	1111L8	ARM, VALVE ROCKER :FOR 1 VEHICLE	1.2
		.INCLUDES: Valve adjustment	
5	1111N0	VALVE, INTAKE(ONE)	1.5
		.INCLUDES: Refacing	
6	1111N1	VALVE, EXHAUST(ONE)	1.5
		.INCLUDES: Refacing	
	1111P0	VALVE :FOR 1 VEHICLE	1.7
		.INCLUDES: Refacing	
7	1111P2	INTAKE VALVE SPRING AND/OR STEM SEAL(ONE)	1.3
	1111P3	EXHAUST VALVE SPRING AND/OR STEM SEAL(ONE)	1.3
	1111Q2	VALVE SPRING AND/OR STEM SEAL :FOR 1 VEHICLE	1.4

Ref. No.	Part No.	Description	Reqd. QTY		Serial No.	Parts catalogue code
			AFS110 MD G	MCS G		
1	12209-GB4-682	SEAL, VALVE STEM(ARAI)	2	2		
2	14100-KWW-C00	CAMSHAFT COMP.	1	1		
3	14430-K09-C00	ARM COMP., IN. VALVE ROCKER ..	2	2		
4	14451-KVB-S50	SHAFT, ROCKER ARM	2	2		
5	14711-KWB-600	VALVE, IN.	1	1		
6	14721-KVY-900	VALVE, EX.	1	1		
7	14751-KWB-921	SPRING, VALVE(CHUO HATSUJO) ..	2	2		
	14751-KWW-B10	SPRING, VALVE	2	2		
8	14771-GB4-680	RETAINER, VALVE SPRING	2	2		
9	14775-KVY-900	SEAT, VALVE SPRING	2	2		
10	14781-MA6-000	COTTER, VALVE	4	4		
11	90012-KWW-740	SCREW, TAPPET ADJUSTING	2	2		
12	90206-001-000	NUT, TAPPET ADJUSTING	2	2		

E-4

CAM CHAIN/TENSIONER

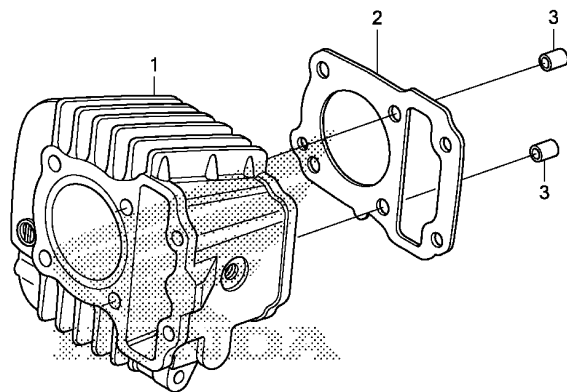
D 4



Ref. No.	L.O.N.	(Relative ref. Number) Description	F.R.T.
1	1111Q4	SPROCKET, CAM	0.6
2	110140	CHAIN, CAM	1.8
3	111151	ARM, CAM CHAIN TENSIONER	0.8
4	111148	ROLLER(S), CAM CHAIN TENSIONER (6,8)	0.8
7	1111Q3	ROD, CAM CHAIN TENSIONER PUSH	0.3
9	1111G4	ROLLER, CAM CHAIN GUIDE	1.1
11	1111J0	SPROCKET, CAM CHAIN GUIDEINCLUDES: Engine removal and installation	3.0
12	1111V3	BOLT, CAM CHAIN GUIDE ROLLER . .INCLUDES: Engine removal and installation	3.0

Ref. No.	Part No.	Description	Reqd. QTY		Serial No.	Parts catalogue code
			AFS110 MD G	MCS G		
1	14321-KWW-740	SPROCKET, CAM(32T)	1	1		
2	14401-KWB-601	CHAIN, CAM(90L)(DAIDO)	1	1		
	14401-KZV-M71	CHAIN, CAM(RK-M)(25HD-90LE) .	1	1		
3	14500-KWW-740	ARM COMP., CAM CHAIN TENSIONER	1	1		
4	14502-086-000	ROLLER, CAM CHAIN TENSIONER .	1	1		
5	14531-KWS-900	COLLAR, CAM CHAIN TENSIONER .	1	1		
6	14541-GB4-681	SPRING, CAM CHAIN TENSIONER .	1	1		
7	14550-GB0-911	ROD COMP., TENSIONER PUSH ...	1	1		
	14550-KRS-691	ROD COMP., TENSIONER PUSH (CENTRALIZE POWER)	1	1		
8	14566-086-030	HEAD, CAM CHAIN TENSIONER PUSH ROD	1	1		
9	14610-KWB-600	ROLLER COMP., CAM CHAIN GUIDE	1	1		
10	14615-KFL-850	PIN, GUIDE ROLLER	1	1		
11	14670-KWW-C00	SPROCKET COMP., CAM CHAIN GUIDE(23T)	1	1		
12	14675-KWW-740	SPINDLE, CAM CHAIN GUIDE SPROCKET	1	1		
13	90081-035-000	BOLT, SEALING, 14MM	1	1		
14	90082-KYY-900	BOLT, WASHER, 8X22	1	1		
15	90404-KWW-740	WASHER, 8.5X26X2.3	1	1		
16	90441-KVR-C00	WASHER, SEALING, 14MM	1	1		
17	90463-ML7-000	WASHER, SEALING, 6.5MM	1	1		
18	90475-KWB-600	WASHER, 8MM	1	1		
19	95701-06018-00	BOLT, FLANGE, 6X18	1	1		
20	95701-08025-00	BOLT, FLANGE, 8X25	1	1		



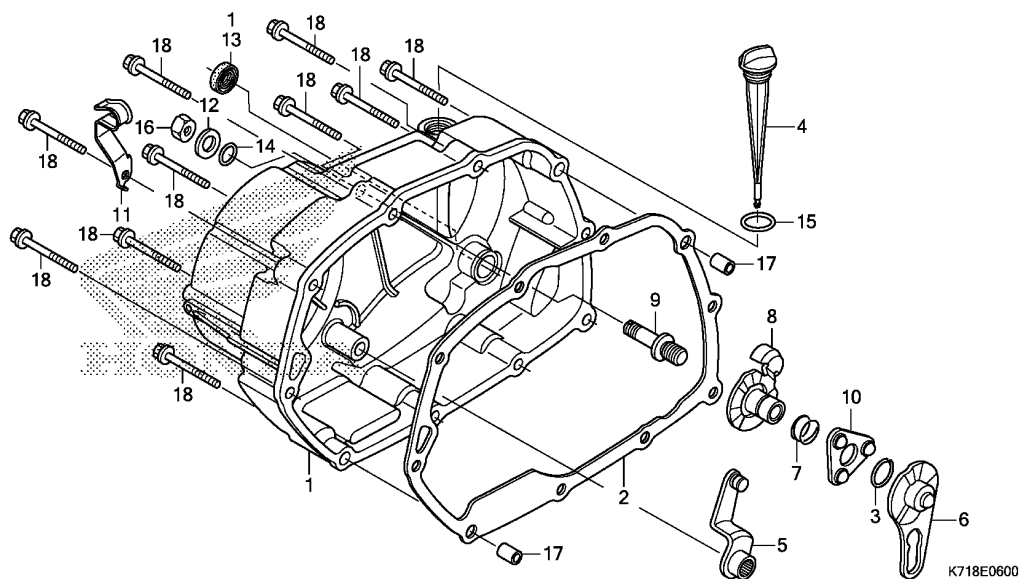


Ref. No.	L.O.N.	(Relative ref. Number) Description	F.R.T.
1	1111A5	CYLINDER	1.3
2	111102	GASKET, CYLINDER	1.2



K718E0500

Ref. No.	Part No.	Description	Reqd. QTY		Serial No.	Parts catalogue code
			AFS110 MD G	MCS G		
1	12100-KWB-920	CYLINDER COMP.	1	1		
2	12191-KWB-920	GASKET, CYLINDER	1	1		
3	90701-KFM-900	DOWEL PIN, SPECIAL, 8X14	2	2		

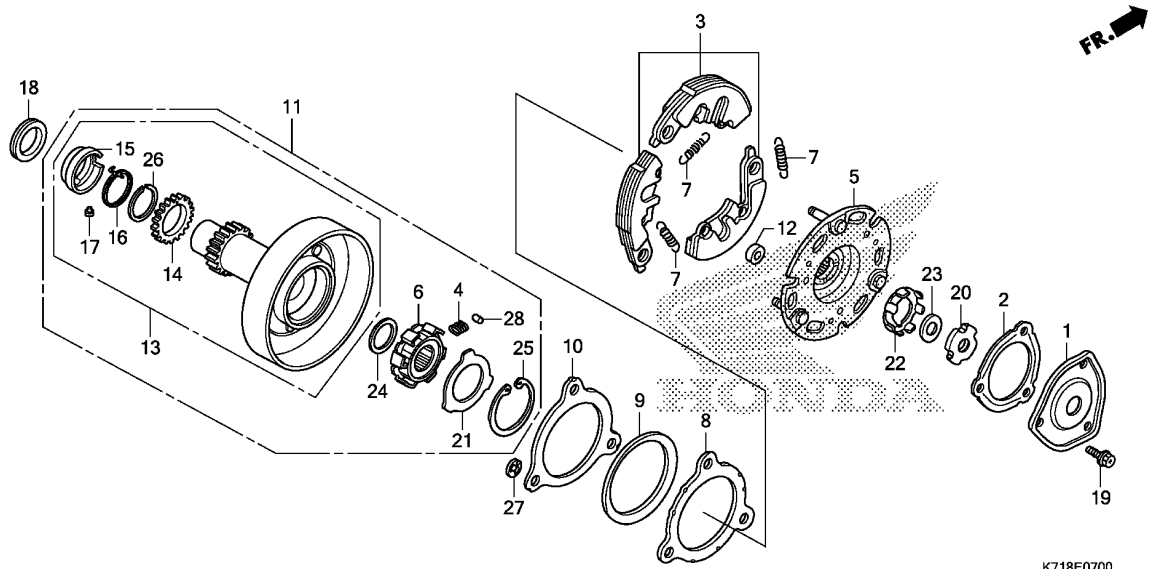


Ref. No.	L.O.N.	(Relative ref. Number) Description	F.R.T.
1	110159	COVER, CRANKCASE :RIGHT	0.8
2	110158	GASKET, CRANKCASE COVER :RIGHT	0.6
5	2121A7	LEVER, CLUTCH	0.7
6	2121A9	PLATE, CLUTCH CAM	0.6
8	2121C5	PLATE, CLUTCH CAM LIFTER	0.7
9	2121E3	SCREW, CLUTCH ADJUSTING	0.7
13	112105	OIL SEAL, KICK STARTER SPINDLE	0.7



Ref. No.	Part No.	Description	Reqd. QTY		Serial No.	Parts catalogue code
			AFS110 MD G	MCS G		
1	11330-K71-M00	COVER COMP., R. CRANKCASE	1	1		
2	11394-KWB-920	GASKET, R. CRANKCASE COVER	1	1		
3	13115-GN5-910	CLIP, PISTON PIN, 13MM	1	1		
4	15651-KPH-900	GAUGE, OIL LEVEL	1	1		
5	22810-KVR-C00	LEVER COMP., CLUTCH	1	1		
6	22823-K09-C00	PLATE, CLUTCH LIFTER CAM	1	1		
7	22825-KWW-740	SPRING, CAM PLATE SIDE	1	1		
8	22830-K09-C00	PLATE COMP., CLUTCH LIFTER	1	1		
9	22846-KPH-901	BOLT, CLUTCH ADJUSTING	1	1		
10	22860-KWW-740	RETAINER COMP., BALL	1	1		
11	32906-K03-C00	CLIP, HIGH TENSION CORD & SENSOR CORD	1	1		
12	90485-040-000	WASHER, 8MM	1	1		
13	91202-KRS-971	OIL SEAL, 13.8X24X5	1	1		
14	91303-001-010	O-RING, 8MM	1	1		
15	91307-035-000	O-RING, 18X3	1	1		
16	94030-08000	NUT, HEX., 8MM	1	1		
17	94301-08140	DOWEL PIN, 8X14	2	2		
18	96001-06040-00	BOLT, FLANGE, 6X40	10	10		

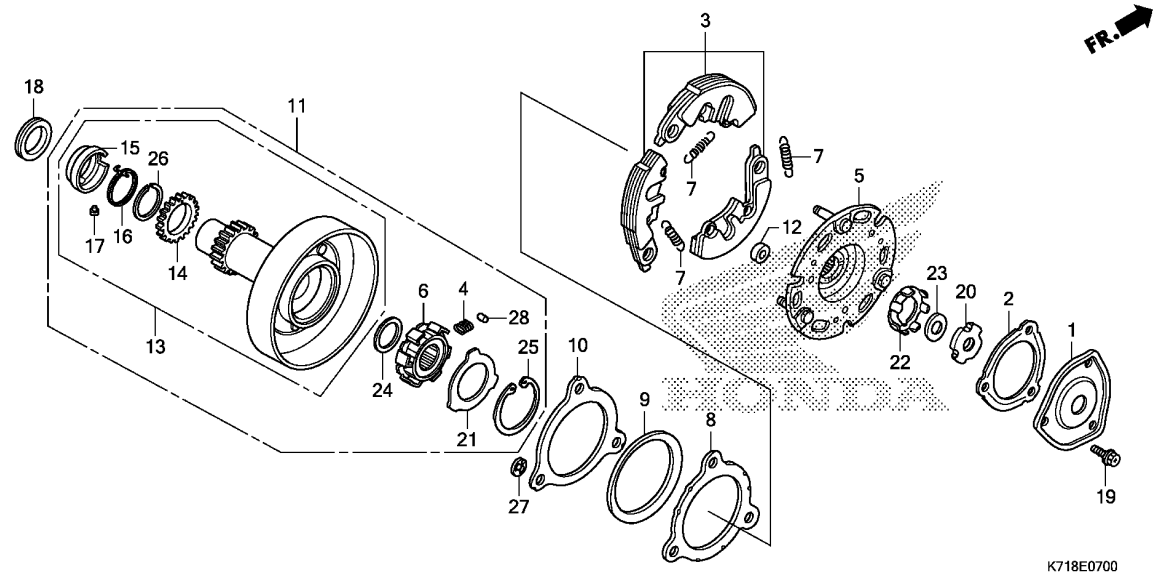




K718E0700

Ref. No.	L.O.N.	(Relative ref. Number) Description	F.R.T.
1		(2)	
2121D8		COVER, OIL FILTER	0.6
3		(7,12)	
2121A6		WEIGHT SET, CLUTCH	0.9
5		2121A2 PLATE, CLUTCH DRIVE	0.9
6		(4,28)	
2121D7		INNER, ONE-WAY CLUTCH	0.9
11		2121D9 OUTER, PRIMARY CLUTCH	0.9
13		211105 GEAR, PRIMARY DRIVE	1.0

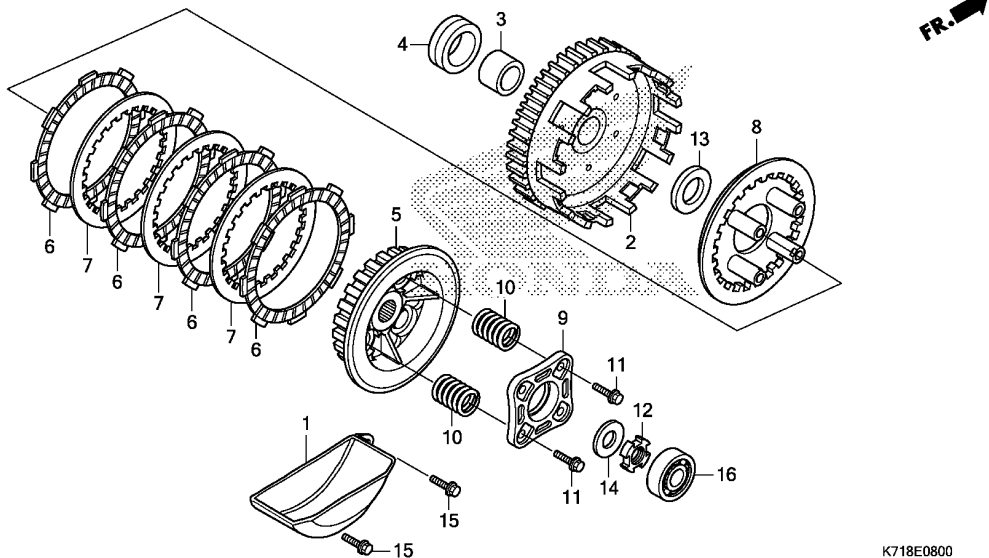
Ref. No.	Part No.	Description	Reqd. QTY		Serial No.	Parts catalogue code
			AFS110 MD G	MCS G		
1	15431-HF7-010	COVER, OIL FILTER	1	1		
2	15439-KPH-901	GASKET, OIL FILTER	1	1		
	15439-KWW-741	GASKET, OIL FILTER COVER (NICHIAS)	1	1		
3	22535-K09-L00	WEIGHT SET, PRIMARY CLUTCH (F.C.C.)	1	1		
4	22606-KVR-C00	SPRING, ONE WAY RETAINER	6	6		
5	22610-KWW-741	PLATE COMP., PRIMARY DRIVE (F.C.C.)	1	1		
6	22630-KWW-C00	INNER COMP., ONE-WAY CLUTCH ..	1	1		
7	22641-KPH-900	SPRING, PRIMARY CLUTCH	3	3		
8	22642-KWW-741	WASHER, CLUTCH SIDE(F.C.C.) ..	1	1		
9	22643-KWW-741	SPRING, SIDE FRICTION(F.C.C.) ..	1	1		
10	22644-KWW-741	PLATE, CLUTCH SIDE(F.C.C.) ..	1	1		
11	22660-KWW-C00	OUTER ASSY., PRIMARY CLUTCH ..	1	1		
12	22804-GB2-000	RUBBER, CLUTCH DAMPER	3	3		
13	23120-KWW-C00	GEAR COMP., PRIMARY CLUTCH ..	1	1		
14	23122-KWW-C00	SUB GEAR(17T)	1	1		
15	23123-KWW-C00	RETAINER, SPRING	1	1		
16	23124-KWW-C00	SPRING, SUB GEAR	1	1		
17	23125-KVR-C00	PIN, STOPPER	1	1		
18	23126-KWW-740	COLLAR, 19.1X30X4	1	1		
19	90083-KFL-850	BOLT, SPECIAL FLANGE, 5X8 ...	3	3		
20	90231-087-010	NUT, LOCK, 14MM	1	1		
21	90401-KVR-C00	WASHER, 30X45X0.8	1	1		



K718E0700

Ref. No.	Part No.	Description	Reqd. QTY		Serial No.	Parts catalogue code
			AFS110 MD G	MCS G		
22	90431-GN5-910	WASHER, LOCK	1	1		
23	90432-086-000	WASHER B, LOCK	1	1		
24	90433-KWW-C00	WASHER, 17X23X1.5	1	1		
25	90455-KVR-C00	CIRCLIP, INTERNAL, 45MM	1	1		
26	90603-KWW-C00	SET RING, 23MM	1	1		
27	90605-166-720	CIRCLIP, 7MM	3	3		
28	91106-KVR-C00	ROLLER, 5X8	6	6		





K718E0800

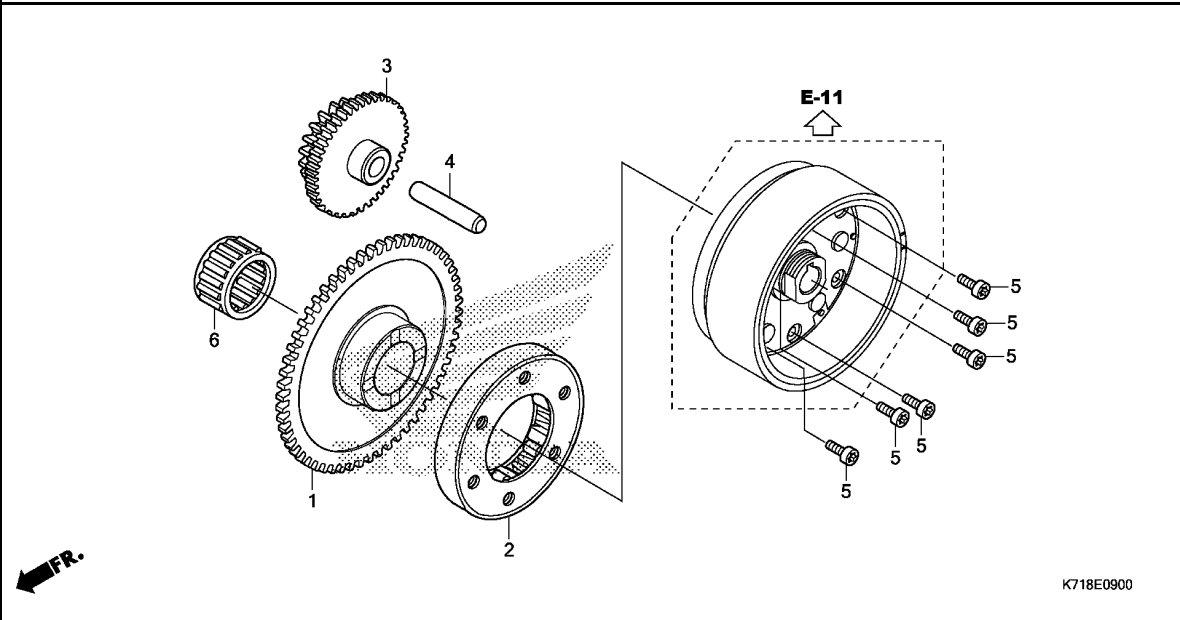
Ref. No.	L.O.N.	(Relative ref. Number) Description	F.R.T.
1	1131B9	SEPARATOR, OIL	0.9
2	2121A0	OUTER, CLUTCH	0.9
5	212112	CENTER, CLUTCH	1.1
6		(?)	
	2121A1	DISC, CLUTCH FRICTION	1.1
		.NOTE: Same time for two units or more	
8	2121A3	PLATE, CLUTCH PRESSURE	1.1
9	2121A4	PLATE, CLUTCH LIFTER	0.9
10	212107	SPRING, CLUTCH	0.9
		.NOTE: Same time for two units	
16	2121B4	BEARING, CLUTCH LIFTER	0.7

Ref. No.	Part No.	Description	Reqd. QTY		Serial No.	Parts catalogue code
			AFS110 MD G	MCS G		
1	15661-GN5-910	PLATE, OIL SEPARATOR	1	1		
2	22110-K09-L01	OUTER COMP., CLUTCH(69T)	1	1		
3	22115-KPH-900	GUIDE, CLUTCH OUTER	1	1		
4	22116-KWW-740	COLLAR, CLUTCH OUTER	1	1		
5	22121-K09-L01	CENTER, CLUTCH	1	1		
6	22201-K09-L01	DISK, CLUTCH FRICTION	4	4		
7	22311-107-000	PLATE, CLUTCH	3	3		
8	22350-115-020	PLATE, CLUTCH PRESSURE	1	1		
9	22361-KFM-900	PLATE, CLUTCH LIFTER	1	1		
10	22401-K09-L01	SPRING, CLUTCH	4	4		
11	90050-KFL-850	BOLT, SPECIAL FLANGE, 6X25 ..	4	4		
12	90231-198-010	NUT B, LOCK, 14MM	1	1		
13	90403-KPH-900	WASHER, THRUST, 17MM	1	1		
14	90462-KWW-740	WASHER, 14.1MM	1	1		
15	95701-06020-00	BOLT, FLANGE, 6X20	2	2		
16	96100-62000-00	BEARING, RADIAL BALL, 6200 ..	1	1		

E-9

STARTING CLUTCH

D10



Ref. No.	L.O.N.	(Relative ref. Number) Description	F.R.T.
1		(6)	
1	612120	GEAR, STARTER DRIVEN	0.7
2	6121A2	CLUTCH, STARTING ONE WAY	0.8
3	612125	GEAR, STARTER REDUCTION	0.5

K718E0900

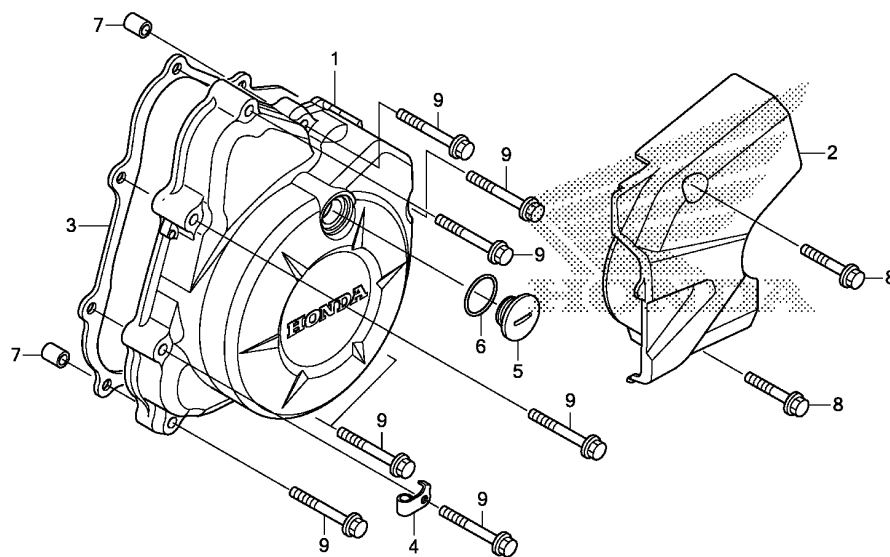
Ref. No.	Part No.	Description	Reqd. QTY		Serial No.	Parts catalogue code
			AFS110 MD G	MCS G		
1	28110-K03-C20	GEAR COMP., STARTER DRIVEN (55T)	1	1		
2	28120-KPH-701	CLUTCH ASSY., ONE WAY(EXEDY)	1	1		
	28120-KWB-921	CLUTCH ASSY., ONE WAY (KYUSHU MUSASHI SEIMITSU)	1	1		
3	28130-KWW-740	GEAR COMP., STARTER REDUCTION (55T/14T)	1	1		
4	28132-KPH-900	SHAFT, REDUCTION GEAR	1	1		
5	90085-KTC-920	BOLT, SOCKET, 6X14	6	6		
6	91011-KWW-741	BEARING, NEEDLE, 21X27X18(NTN)	1	1		

2

E-10

LEFT CRANKCASE COVER

D11



K718E1000

Ref. No.	L.O.N.	(Relative ref. Number) Description	F.R.T.
1	1101A6	COVER, CRANKCASE :LEFT	0.6
2	1101B0	COVER, CRANKCASE :LEFT REAR ..	0.1
3	1101A3	GASKET, CRANKCASE COVER :LEFT	0.5

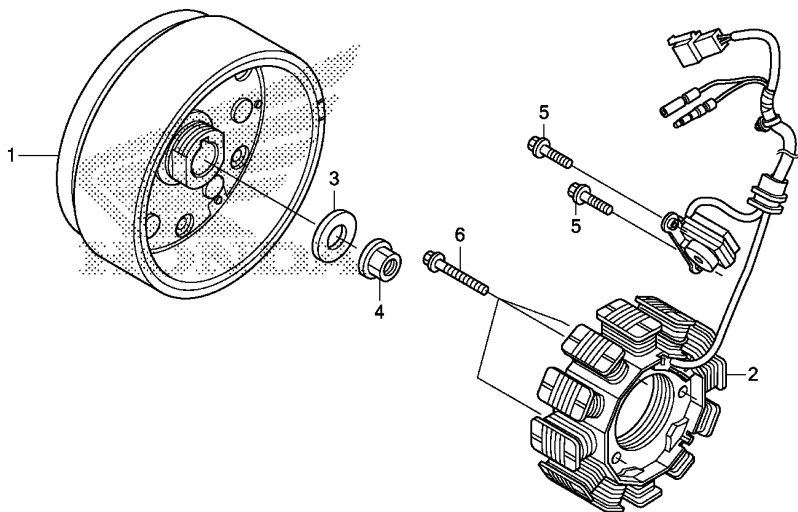
Ref. No.	Part No.	Description	Reqd. QTY		Serial No.	Parts catalogue code
			AFS110 MD G	MCS G		
1	11341-K71-M00	COVER, L. CRANKCASE	1	1		
2	11360-K71-M00	COVER COMP., L. RR.	1	1		
3	11395-KWB-920	GASKET, L. CRANKCASE COVER ..	1	1		
4	16236-K07-900	CLAMPER, OVER FLOW	1	1		
5	90084-GN5-640	CAP, A.C. GENERATOR	1	1		
6	91303-377-000	O-RING, 13.8X2.5	1	1		
7	94301-08140	DOWEL PIN, 8X14	2	2		
8	96001-06025-00	BOLT, FLANGE, 6X25	2	2		
9	96001-06035-00	BOLT, FLANGE, 6X35	8	8		

2

E-11

GENERATOR

D12

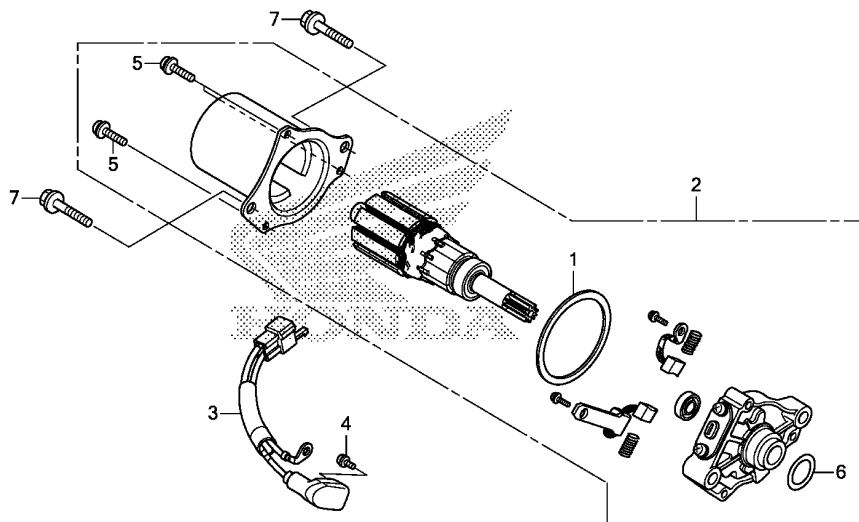


K718E1100

Ref. No.	L.O.N.	(Relative ref. Number) Description	F.R.T.
1	613105	ROTOR OR FLYWHEEL	0.8
2	6131A3	STATOR	0.8

Ref. No.	Part No.	Description	Reqd. QTY		Serial No.	Parts catalogue code
			AFS110 MD G	MCS G		
1	31110-KD9-C01	FLYWHEEL COMP.	1	1		
2	31120-K71-M01	STATOR COMP.	1	1		
3	90403-KN6-930	WASHER, 10X24	1	1		
4	94050-10000	NUT, FLANGE, 10MM	1	1		
5	96001-06016-00	BOLT, FLANGE, 6X16	2	2		
6	96001-06025-00	BOLT, FLANGE, 6X25	3	3		

2



K718E1300

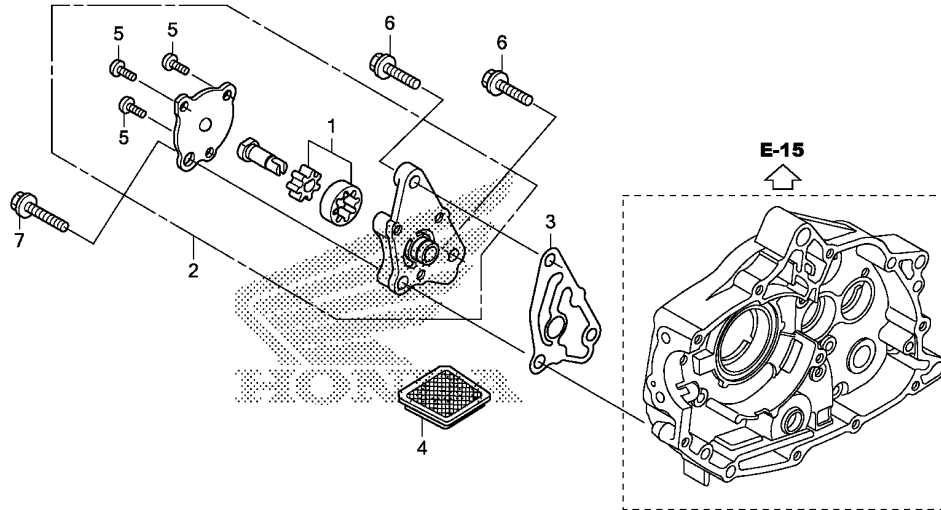
Ref. No.	L.O.N.	(Relative ref. Number) Description	F.R.T.
2	(6)	MOTOR, STARTING	0.8
3	6111A5	SUB HARNESS, STARTER	0.6

Ref. No.	Part No.	Description	Reqd. QTY		Serial No.	Parts catalogue code
			AFS110 MD G	MCS G		
1	31206-GFC-771	PACKING	1	1		
2	31210-KWW-742	MOTOR UNIT, STARTER	1	1		
3	32105-KWW-742	SUB CORD, STARTER MOTOR	1	1		
4	90001-KWW-742	SCREW-WASHER, 4X6	1	1		
5	90004-KWW-742	SCREW-WASHER, 5X16	3	3		
6	91309-GFC-771	O-RING(16X3.1)	1	1		
7	96001-06032-00	BOLT, FLANGE, 6X32	2	2		

E-14

OIL PUMP

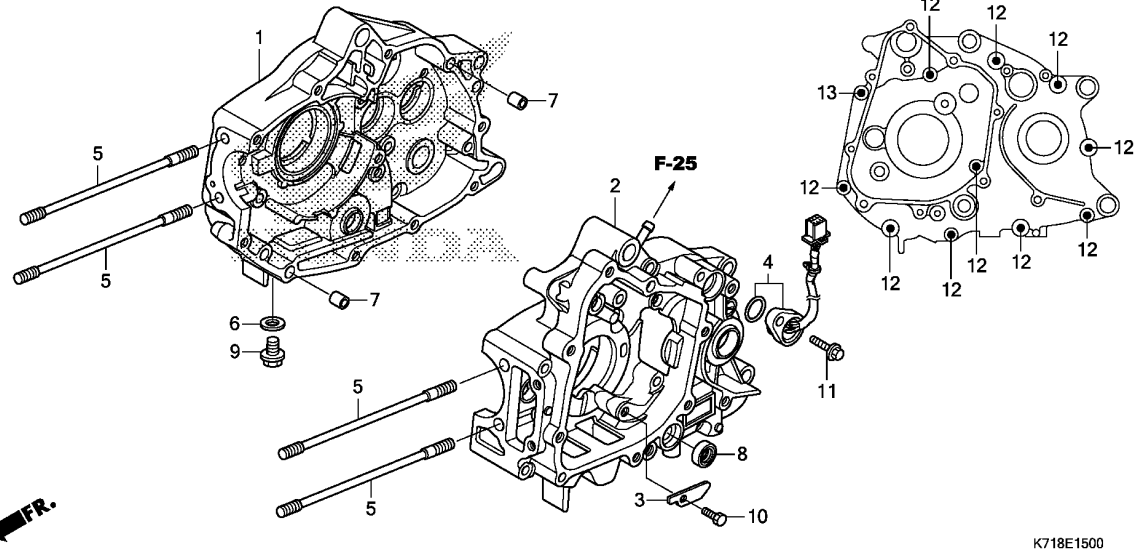
D14



Ref. No.	L.O.N.	(Relative ref. Number) Description	F.R.T.
2		(3)	
113105		PUMP ASSY., OIL	0.7
1131B5		SCREEN, OIL FILTER	0.6

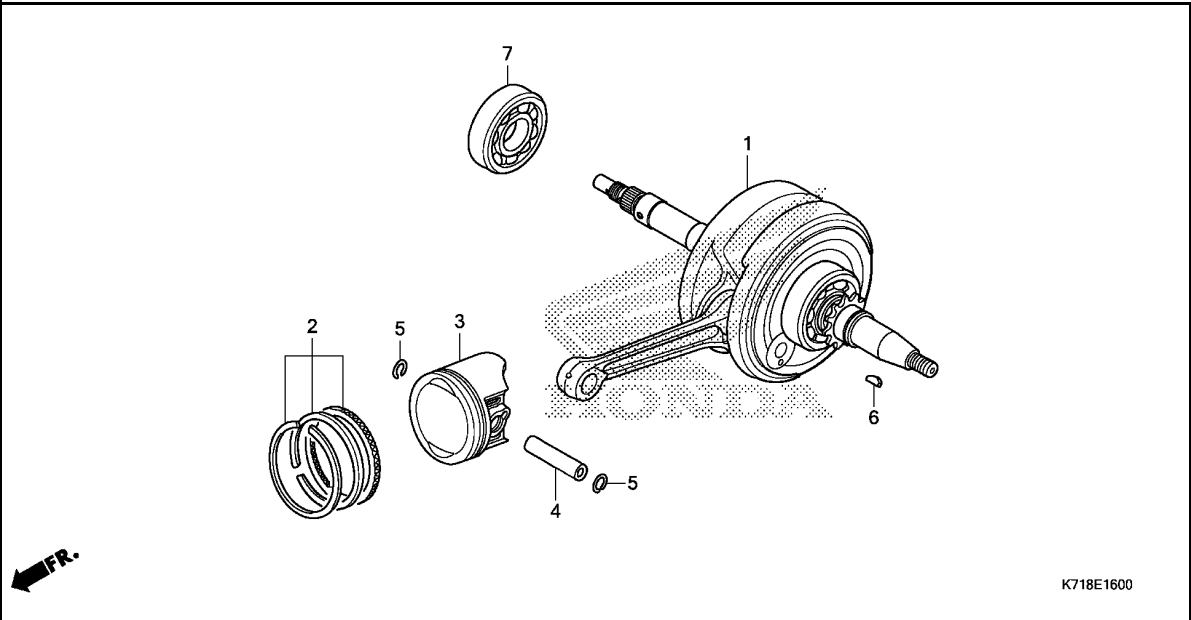
Ref. No.	Part No.	Description	Reqd. QTY		Serial No.	Parts catalogue code
			AFS110 MD G	MCS G		
1	15021-GF6-000	ROTOR SET, OIL PUMP	1	1		
2	15100-KWB-920	PUMP ASSY., OIL	1	1		
3	15119-KWB-600	GASKET, OIL PUMP BODY	1	1		
4	15421-035-010	SCREEN, OIL FILTER	1	1		
5	93500-05010-0A	SCREW, PAN, 5X10	3	3		
6	96001-06016-00	BOLT, FLANGE, 6X16	2	2		
7	96001-06022-00	BOLT, FLANGE, 6X22	1	1		

2



Ref. No.	L.O.N.	(Relative ref. Number) Description	F.R.T.
1	110120	CRANKCASE :RIGHTINCLUDES: Engine removal and installation	4.0
2	110115	CRANKCASE :LEFTINCLUDES: Engine removal and installation	3.3
	1101A2	CRANKCASE :BOTHINCLUDES: Engine removal and installation	4.3
4	615125	SWITCH, GEAR CHANGE	0.7
8	1101F9	OIL SEAL, GEARSHIFT SPINDLE ..	1.2

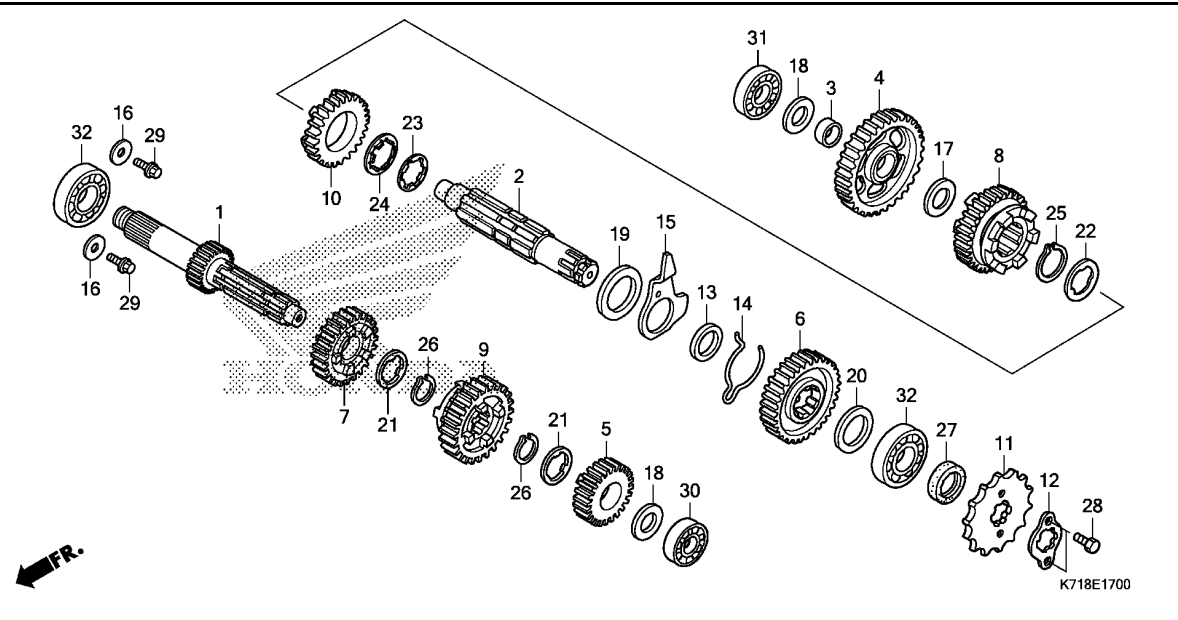
Ref. No.	Part No.	Description	Reqd. QTY		Serial No.	Parts catalogue code
			AFS110 MD G	MCS G		
1	11100-KWW-740	CRANKCASE COMP., R.	1	1		
2	11200-KWW-740	CRANKCASE COMP., L.	1	1		
3	11218-KWW-740	PLATE, OIL STOPPER	1	1		
4	35759-K71-M01	CONTACT ASSY., CHANGE SWITCH	1	1		
5	90031-KWB-600	BOLT, STUD, 7X180.5	4	4		
6	90407-259-000	PACKING, DRAIN COCK, 12.5X20	1	1		
7	90703-HC4-000	DOWEL PIN, 10X14	2	2		
8	91208-KWW-C01	OIL SEAL, 11.6X22X7	1	1		
9	92800-12000	BOLT, DRAIN PLUG, 12MM	1	1		
10	93101-06014-0A	BOLT, HEX., 6X14	1	1		
11	95701-06018-00	BOLT, FLANGE, 6X18	1	1		
12	96001-06060-00	BOLT, FLANGE, 6X60	10	10		
13	96001-06075-00	BOLT, FLANGE, 6X75	1	1		



Ref. No.	L.O.N.	(Relative ref. Number) Description	F.R.T.
1	1101B5	CRANKSHAFTINCLUDES: Engine removal and installation (2,4,5)	3.7
3	111103	PISTON RING AND/OR PISTON(ONE)	1.4
7	1101B7	BEARING, CRANKSHAFT :RIGHTINCLUDES: Engine removal and installation	3.6

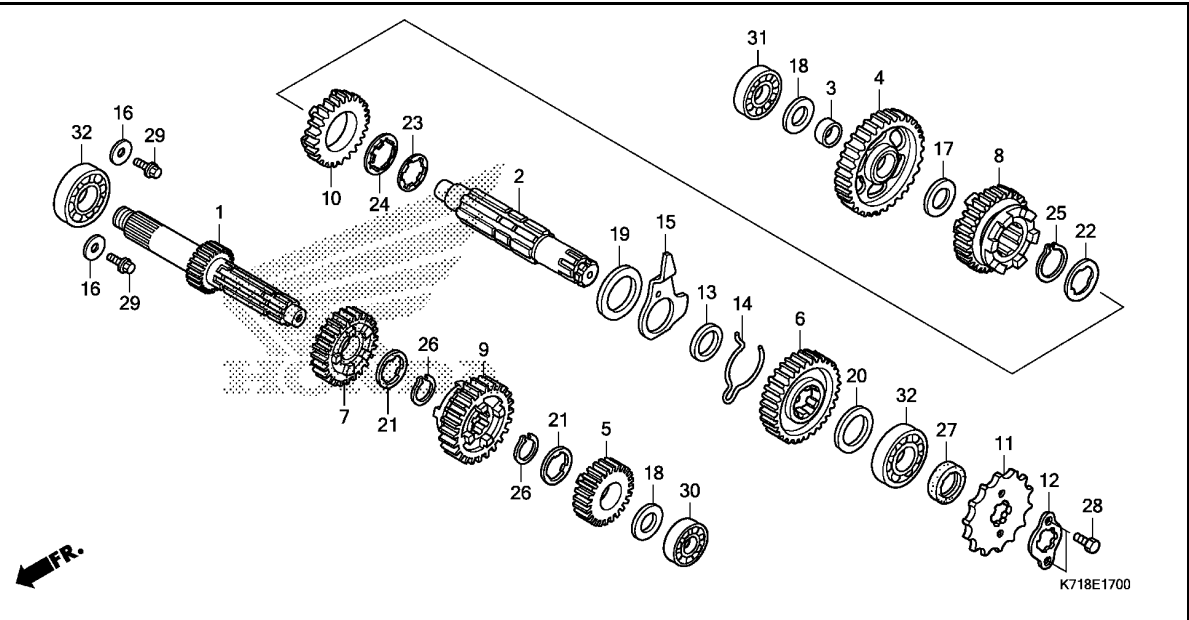
Ref. No.	Part No.	Description	Reqd. QTY		Serial No.	Parts catalogue code
			AFS110 MD G	MCS G		
1	13000-KWW-740	CRANKSHAFT COMP.	1	1		
2	13011-KWW-740	RING SET, PISTON(STD.) (RIKEN)	1	1		
	13021-KWW-740	RING SET, PISTON(0.25) (RIKEN)	(1)	(1)		
	13031-KWW-740	RING SET, PISTON(0.50) (RIKEN)	(1)	(1)		
	13041-KWW-740	RING SET, PISTON(0.75) (RIKEN)	(1)	(1)		
	13051-KWW-740	RING SET, PISTON(1.00) (RIKEN)	(1)	(1)		
3	13101-KWW-740	PISTON(STD.)	1	1		
	13102-KWW-740	PISTON(0.25)	(1)	(1)		
	13103-KWW-740	PISTON(0.50)	(1)	(1)		
	13104-KWW-740	PISTON(0.75)	(1)	(1)		
	13105-KWW-740	PISTON(1.00)	(1)	(1)		
4	13111-087-000	PIN, PISTON	1	1		
5	13115-GN5-910	CLIP, PISTON PIN, 13MM	2	2		
6	90741-003-010	KEY, WOODRUFF, 4MM	1	1		
7	91001-KPH-901	BEARING, RADIAL BALL, 63/22 (FUJIKOSHI)	1	1		
	91001-KWB-601	BEARING, RADIAL BALL, 63/22 (NTN)	1	1		
	91001-KWS-901	BEARING, RADIAL BALL, 63/22 (NSK)	1	1		
	91001-KWW-A01	BEARING, RADIAL BALL, 63/22 (SKF)	1	1		





Ref. No.	L.O.N.	(Relative ref. Number) Description	F.R.T.
1		(5,7,9)	
210141		MAINSHAFT, TRANSMISSIONINCLUDES: Engine removal and installation	3.1
210141A		.Replace countershaft add	0.2
2		(4,6,8,10)	
210142		COUNTERSHAFT, TRANSMISSIONINCLUDES: Engine removal and installation	3.1
210142A		.Replace mainshaft add	0.2
11		213135 SPROCKET, DRIVE	0.2
30		2101C2 BEARING, MAINSHAFT :LEFTINCLUDES: Engine removal and installation	3.1
31		2101C8 BEARING, COUNTERSHAFT :RIGHT .. .INCLUDES: Engine removal and installation	3.8
32		2101C5 BEARING, MAINSHAFT :RIGHTINCLUDES: Engine removal and installation	3.8
		2101C6 BEARING, MAINSHAFT :BOTHINCLUDES: Engine removal and installation	4.0
+		2101C7 BEARING, COUNTERSHAFT :LEFT ..	3.1

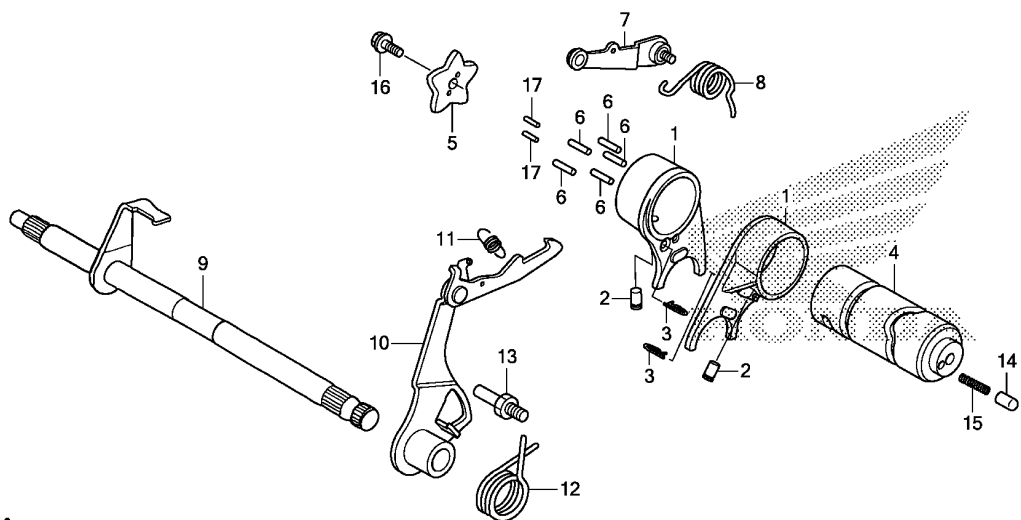
Ref. No.	Part No.	Description	Reqd. QTY		Serial No.	Parts catalogue code
			AFS110 MD G	MCS G		
1	23211-KWW-740	MAINSHAFT(13T)	1	1		
2	23221-KWW-740	COUNTERSHAFT	1	1		
3	23415-KPH-900	BUSH, 15MM	1	1		
	23415-KWW-A80	1	1		
4	23421-KWW-740	GEAR, COUNTERSHAFT FIRST(34T)	1	1		
	23421-KZV-J00	1	1		
5	23431-KWW-740	GEAR, MAINSHAFT SECOND(18T) ..	1	1		
6	23441-KWW-740	GEAR, COUNTERSHAFT SECOND(28T)	1	1		
7	23451-KWW-740	GEAR, MAINSHAFT THIRD(22T) ..	1	1		
8	23461-KWW-740	GEAR, COUNTERSHAFT THIRD(25T)	1	1		
9	23471-KWW-741	GEAR, MAINSHAFT FOURTH(24T) ..	1	1		
10	23481-KWW-740	GEAR, COUNTERSHAFT FOURTH(22T)	1	1		
11	23801-KWW-740	SPROCKET, DRIVE(14T)	1	1		
12	23802-GN5-910	PLATE, FIXING	1	1		
13	23911-KPH-900	COLLAR, LOCK PLATE	1	1		
14	24305-KWB-600	SPRING, CHANGE FRICTION	1	1		
15	24306-KWB-600	PLATE, DRUM LOCK	1	1		
16	90407-KWW-740	WASHER, 6.2X19X2.3	2	2		
17	90412-187-000	WASHER, THRUST, 15MM	1	1		
18	90412-KPH-900	WASHER, SPECIAL, 12X23	2	2		
19	90452-413-000	WASHER, THRUST, 20MM	1	1		
20	90452-GB4-770	WASHER, THRUST, 17MM	1	1		
21	90461-035-000	WASHER, SPLINE, 17MM	2	2		
22	90461-459-010	WASHER, SPLINE, 20MM	1	1		
23	90461-KWB-600	WASHER, SPLINE, 20MM	1	1		



Ref. No.	L.O.N.	(Relative ref. Number) Description	F.R.T.
+32		.INCLUDES: Engine removal and installation	
2101C9		BEARING, COUNTERSHAFT :BOTH ..	4.0
2101D4		BEARING, MAINSHAFT AND COUNTERSHAFT :ALL	4.2
		.INCLUDES: Engine removal and installation	

Ref. No.	Part No.	Description	Reqd. QTY		Serial No.	Parts catalogue code
			AFS110 MD G	MCS G		
24	90465-KWB-600	WASHER, LOCK, 20MM	1	1		
25	90601-459-000	CIRCLIP, 20MM	1	1		
	90601-KWW-B10	CIRCLIP, 20MM(OCHIAI)	1	1		
	90602-KYY-900	CIRCLIP, 20MM	1	1		
26	90601-KRM-840	CIRCLIP, 17MM	2	2		
	90601-KYY-900	2	2		
27	91204-KWB-601	OIL SEAL, 17X29X5	1	1		
28	92101-06010-0A	BOLT, HEX., 6X10	2	2		
29	95701-06012-00	BOLT, FLANGE, 6X12	2	2		
30	96100-60010-00	BEARING, RADIAL BALL, 6001 ..	1	1		
31	96100-62010-00	BEARING, RADIAL BALL, 6201 ..	1	1		
32	96100-62030-00	BEARING, RADIAL BALL, 6203 ..	2	2		

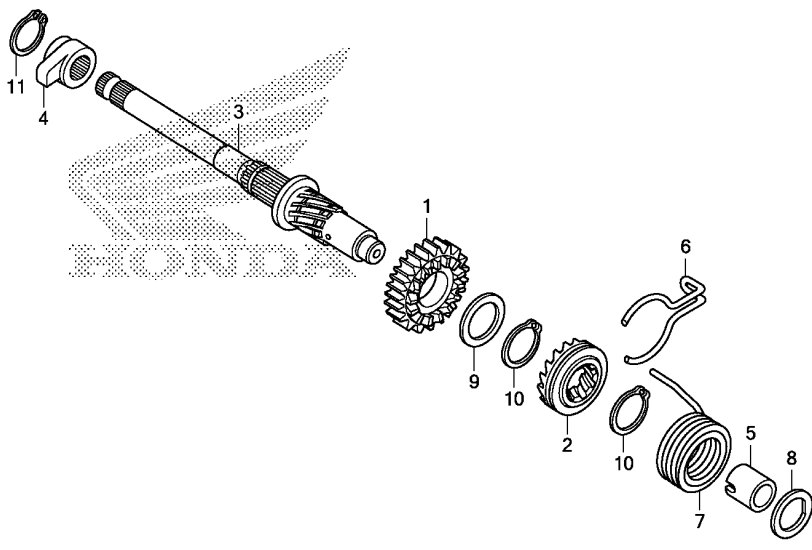




K718E1900

Ref. No.	L.O.N.	(Relative ref. Number) Description	F.R.T.
1		(2,3)	
210112		FORK, GEARSHIFTINCLUDES: Engine removal and installation .NOTE: Same time for two units	3.1
4	2101A9	DRUM, GEARSHIFTINCLUDES: Engine removal and installation	3.1
5	2101D6	PLATE, GEARSHIFT DRUM STOPPER (8)	1.0
7	210125	STOPPER OR SPRING, SHIFT DRUM	1.0
9	210122	SPINDLE, GEARSHIFT (12)	1.1
10	210127	ARM, GEARSHIFT	1.1

Ref. No.	Part No.	Description	Reqd. QTY		Serial No.	Parts catalogue code
			AFS110 MD G	MCS G		
1	24211-KWW-741	FORK, GEARSHIFT	2	2		
2	24261-121-742	PIN, GEARSHIFT FORK GUIDE ...	2	2		
3	24263-KVR-C00	CLIP, GEARSHIFT FORK GUIDE PIN	2	2		
4	24301-KWW-741	DRUM, GEARSHIFT	1	1		
5	24411-KWW-740	PLATE, GEARSHIFT DRUM STOPPER	1	1		
6	24421-200-000	PIN, GEARSHIFT DRUM	5	5		
7	24430-KVR-C00	ARM COMP., SHIFT DRUM STOPPER	1	1		
8	24435-GF6-003	SPRING, SHIFT DRUM STOPPER (NHK)	1	1		
9	24610-KWW-C00	SPINDLE COMP., GEARSHIFT	1	1		
10	24630-KWB-600	ARM COMP., GEARSHIFT	1	1		
11	24641-KVR-C00	SPRING, GEARSHIFT ARM	1	1		
12	24651-KVR-C00	SPRING, GEARSHIFT RETURN	1	1		
13	24652-KPH-900	PIN, SHIFT RETURN SPRING	1	1		
14	35751-KWW-C00	CAP, CHANGE SWITCH CONTACT ..	1	1		
15	35752-KPH-900	SPRING, CHANGE SWITCH CONTACT	1	1		
16	90071-171-010	BOLT, KNOCK, 6MM	1	1		
17	96220-30100	ROLLER, 3X10	2	2		

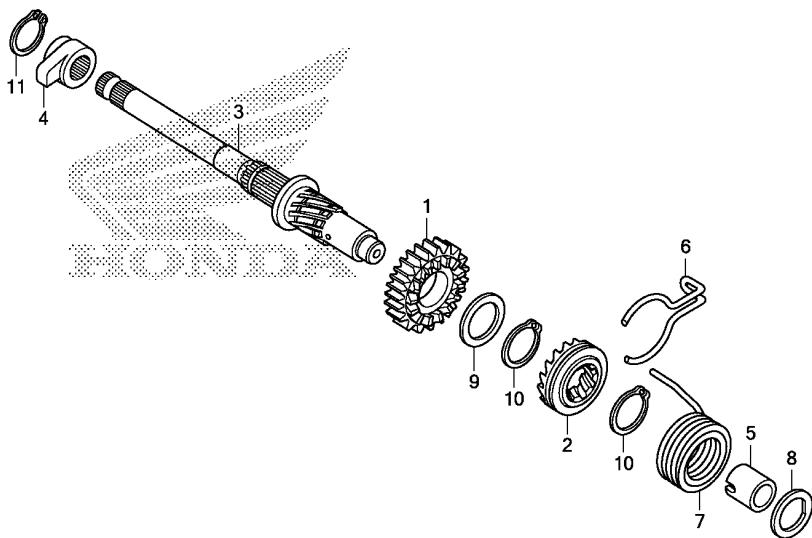


K718E2000

Ref. No.	L.O.N.	(Relative ref. Number) Description	F.R.T.
1	(2,6)		
1121A0		PINION, KICK STARTERINCLUDES: Engine removal and installation	3.0
3	1121A2	SPINDLE, KICK STARTERINCLUDES: Engine removal and installation	3.0
7	112103	SPRING, KICK STARTER RETURN .. .INCLUDES: Engine removal and installation	3.0

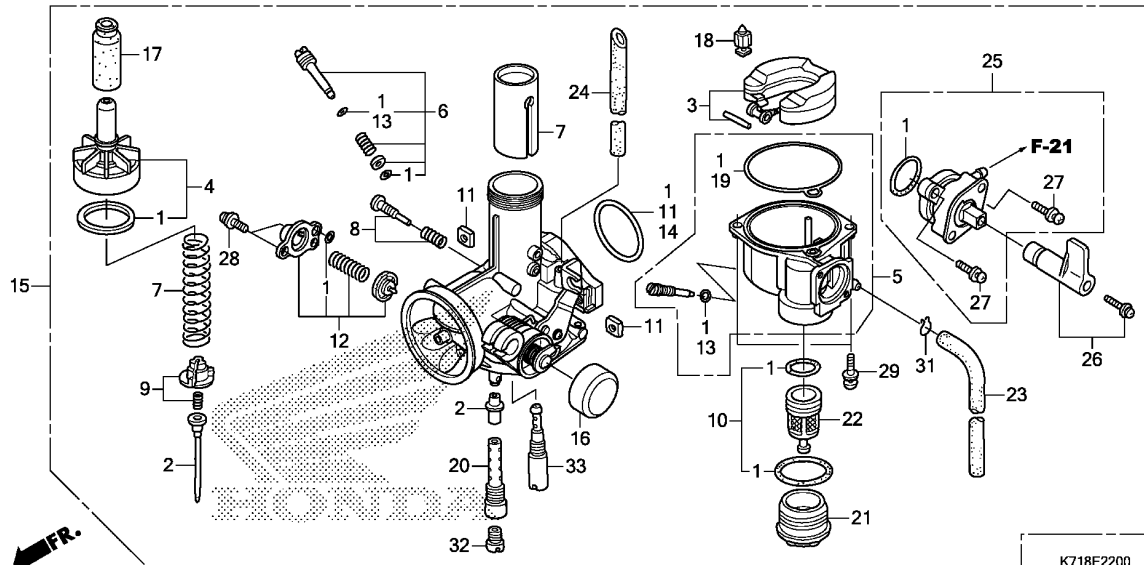
Ref. No.	Part No.	Description	Reqd. QTY		Serial No.	Parts catalogue code
			AFS110 MD G	MCS G		
1	28211-KWB-600	PINION, KICK STARTER(23T) ...	1	1		
	28211-KWW-B10	PINION, KICK STARTER(23T) (CHONGQING LIANGJIANG)	1	1		
2	28221-KWB-600	RATCHET, STARTER DRIVE	1	1		
	28221-KWW-B10	RATCHET, STARTER DRIVE (CHONGQING LIANGJIANG)	1	1		
3	28251-KWB-600	SPINDLE, KICK STARTER	1	1		
	28251-KWW-B10	SPINDLE, KICK STARTER (CHONGQING LIANGJIANG)	1	1		
4	28262-KWB-600	RETAINER, KICK SPINDLE	1	1		
5	28265-KWB-600	COLLAR, KICK SPRING	1	1		
	28265-KWW-B10	COLLAR, KICK SPRING (CHONGQING LIANGJIANG)	1	1		
6	28271-KWB-600	SPRING, FRICTION STARTER GEAR	1	1		
	28271-KWW-B10	SPRING, FRICTION STARTER GEAR (CHONGQING LIANGJIANG)	1	1		
	28271-KYY-900	SPRING, FRICTION STARTER GEAR	1	1		
7	28281-KWB-600	SPRING, KICK RETURN	1	1		
	28281-KWW-B10	SPRING, KICK RETURN (CHONGQING LIANGJIANG)	1	1		
8	90451-KGH-900	WASHER, SPECIAL, 14MM	1	1		
	90451-KWW-B10	WASHER, SPECIAL, 14MM (RUI'AN CHANGJIANG)	1	1		
9	90454-107-000	WASHER, THRUST, 20MM	1	1		
	90454-KWW-B10	WASHER B, THRUST, 20MM (RUI'AN CHANGJIANG)	1	1		
10	90605-200-000	SET RING, 20MM	2	2		
	90605-GFP-900	2	2		





K718E2000

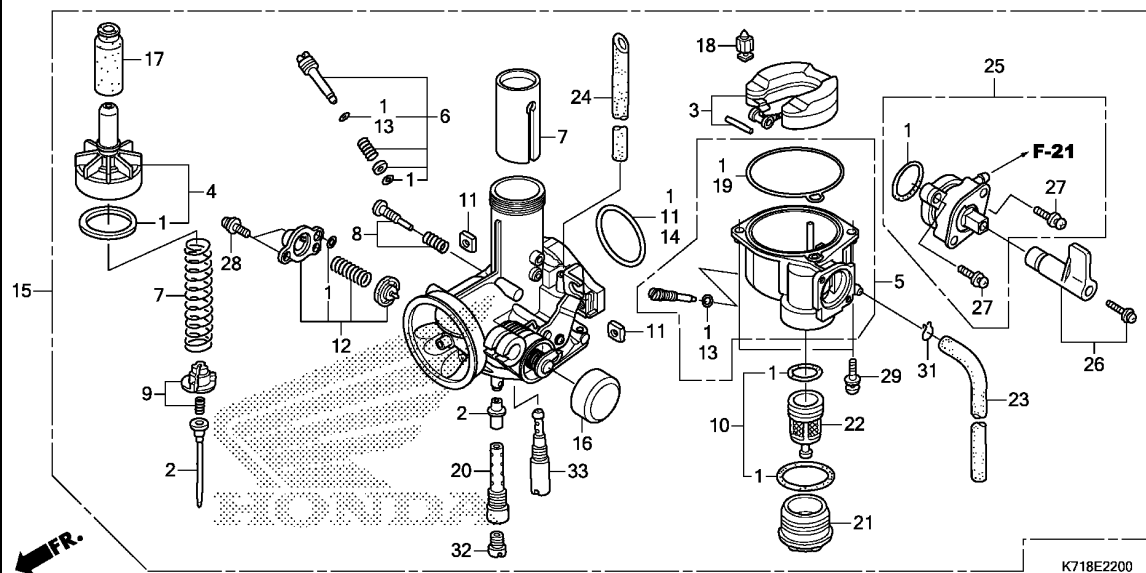
Ref. No.	Part No.	Description	Reqd. QTY		Serial No.	Parts catalogue code
			AFS110 MD G	MCS G		
10)	90605-KWW-B10	SET RING, 20MM(OCHIAI)	2	2		
	90605-KYY-900	SET RING, 20MM	2	2		
11	94510-16000	CIRCLIP, EXTERNAL, 16MM	1	1		



Ref. No.	L.O.N.	(Relative ref. Number) Description	F.R.T.
2	3111A3	NEEDLE, JET	0.9
3		(18)	
	311120	FLOAT OR FLOAT VALVE	0.8
4	3111A5	TOP SET, CARBURETOR	0.4
5	3111A6	CHAMBER, FLOAT	0.7
7	3111A8	VALVE, THROTTLE	0.5
12	3111B8	VALVE, AIR CUT	0.3
15	3111B5	CARBURETOR ASSEMBLY	0.8
25	310110	COCK ASSY., FUEL	0.4
32		(20,33)	
	3111D4	JET, MAIN	0.8

Ref. No.	Part No.	Description	Reqd. QTY		Serial No.	Parts catalogue code
			AFS110 MD G	MCS G		
1	16010-KSS-901	GASKET SET	1	1		
2	16012-K07-941	NEEDLE SET, JET	1	1		
3	16013-KPG-901	FLOAT SET	1	1		
4	16014-KWB-921	TOP SET	1	1		
5	16015-KVV-901	CHAMBER SET, FLOAT	1	1		
6	16016-KPH-901	SCREW SET	1	1		
7	16022-KWB-921	VALVE SET, THROTTLE	1	1		
8	16028-KTT-901	SCREW SET	1	1		
9	16037-KPH-901	PLATE SET, VALVE	1	1		
10	16040-KEV-900	GASKET SET	1	1		
11	16041-GB5-D30	NUT SET, SQUARE	1	1		
12	16048-KPH-901	VALVE SET, AIR CUT	1	1		
13	16075-GHB-640	O-RING, 1.3X4.3	2	2		
14	16075-GHB-B40	O-RING, 2.4X25	1	1		
15	16100-K71-M01	CARBURETOR ASSY. (PB7VC A) ...	1	1		
16	16148-141-881	CAP, CHOKE DUST	1	1		
17	16148-KB1-921	CAP, CABLE SEALING	1	1		
18	16155-KRS-861	VALVE COMP., FLOAT	1	1		
19	16163-GFP-901	GASKET, FLOAT CHAMBER	1	1		
20	16165-KWB-921	HOLDER, NEEDLE JET	1	1		
21	16175-GB0-911	CUP, FUEL STRAINER	1	1		
22	16176-GB0-911	SCREEN, FUEL STRAINER	1	1		
23	16198-GC7-004	TUBE, OVERFLOW	1	1		
24	16199-KWW-A01	TUBE, AIR VENT	1	1		
25	16951-KSS-901	BODY SET, COCK	1	1		





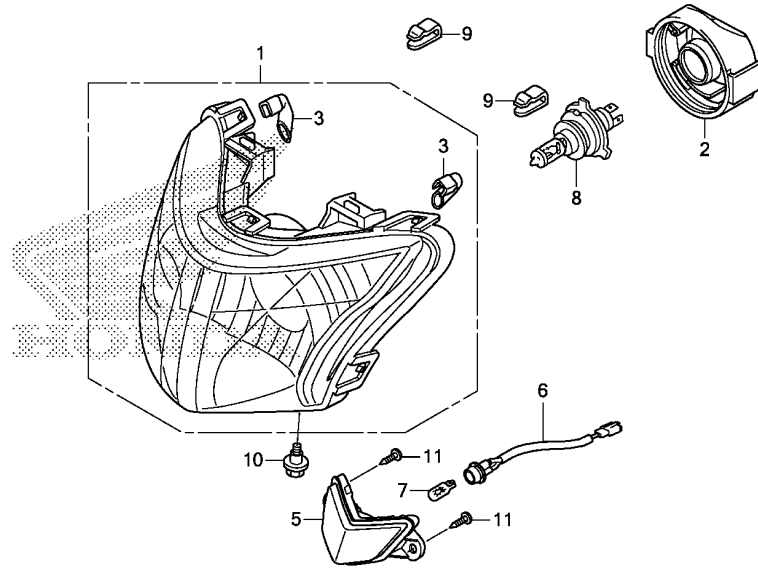
Ref. No.	Part No.	Description	Reqd. QTY		Serial No.	Parts catalogue code
			AFS110 MD G	MCS G		
26	16963-KPH-C01	LEVER SET, COCK	1	1		
27	93892-03012-18	SCREW-WASHER, 3X12	2	2		
28	93892-04010-18	SCREW-WASHER, 4X10	2	2		
29	93892-04014-08	SCREW-WASHER, 4X14	2	2		
31	95002-02659	CLIP, TUBE(B6.5)	1	1		
32	99101-KWP-0900	JET, MAIN, #90	1	1		
33	99103-KPH-0350	JET, SLOW, #35	1	1		

2

F-1

HEADLIGHT

F 1



K718F0100

Ref. No.	L.O.N.	(Relative ref. Number) Description	F.R.T.
1	6161A7	HEADLIGHT UNIT	0.4
5	6161M0	LIGHT ASSY., POSITION	0.2
6	616180	SOCKET, POSITION LIGHT	0.1
7	616182	BULB, POSITION LIGHT	0.1
8		(2)	
	616118	BULB, HEADLIGHT	0.2

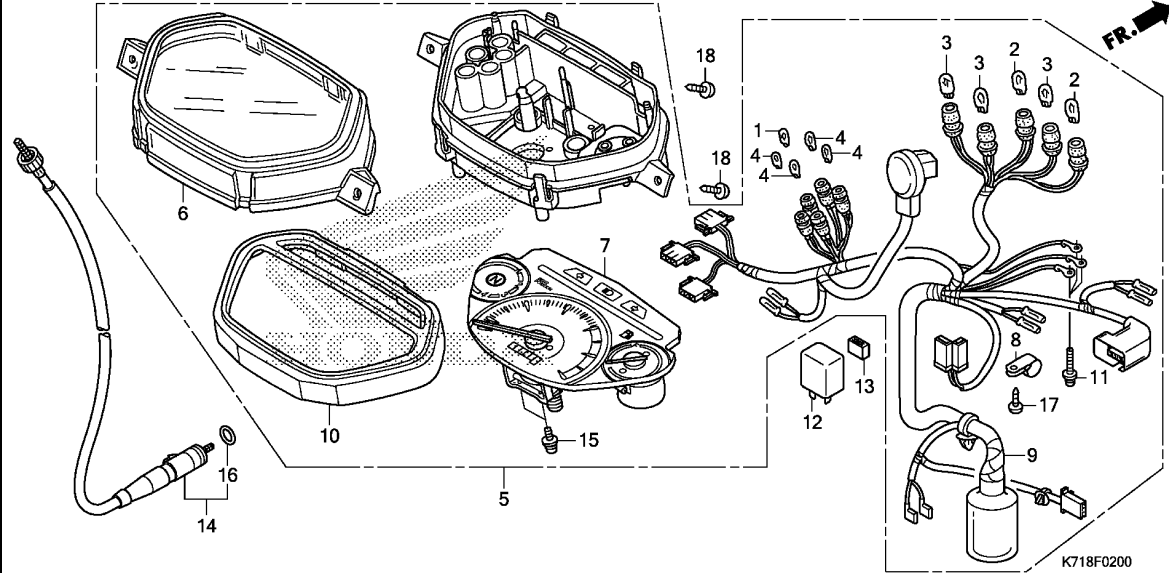
Ref. No.	Part No.	Description	Reqd. QTY		Serial No.	Parts catalogue code
			AFS110 MD G	MCS G		
1	33110-K03-M61	HEADLIGHT UNIT	1	1		
2	33111-K03-M61	COVER, RUBBER	1	1		
3	33113-K20-901	PIPE, CP	2	2		
5	33181-KZL-951	LIGHT UNIT, POSITION	1	1		
6	33182-KZL-951	SOCKET COMP., POSITION LIGHT	1	1		
7	33301-KVJ-911	BULB, POSITION LIGHT(12V 5W)	1	1		
8	34901-K57-V01	BULB, HEADLIGHT(HS1) (12V 35/35W) (STANLEY)	1	1		
9	53209-GAH-000	CLIP, HEADLIGHT	2	2		
10	90101-KZL-930	BOLT, ADJUSTING	1	1		
11	93903-24310	SCREW, TAPPING, 4X12	2	2		

3

F-2

METER

F 2

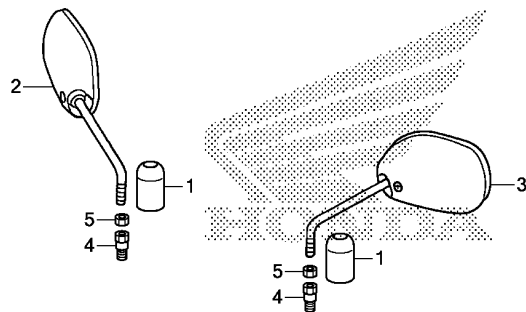


Ref. No.	L.O.N.	(Relative ref. Number) Description	F.R.T.
1		(2,3,4) BULB, METER	0.2
		.NOTE: Same time for two units or more	
5	8121A1	METER ASSY., COMBINATION	0.8
6		(10) 8121B7 LENS, METER	0.8
7	8121A2	METER, COMBINATION	1.0
9	6161G4	SOCKET ASSY., METER BULB	0.7
12	6111C3	RELAY, WINKER	0.5
14	811160	CABLE, SPEEDOMETER	0.6

K718F0200

Ref. No.	Part No.	Description	Reqd. QTY		Serial No.	Parts catalogue code
			AFS110 MD G	MCS G		
1	34905-K09-C01	BULB, WEDGE BASE(T6.5 3W) ...	1	1		
2	34908-KYA-601	BULB, WEDGE BASE(T10) (12V 3.4W)	2	2		
3	34910-GFM-901	BULB, WEDGE BASE(T10) (12V 1.7W)	3	3		
4	34918-GFC-951	BULB, WEDGE BASE (T6.5 12V 1.7W)	4	4		
5	37200-K71-M01	SPEEDOMETER ASSY.(KPH)	1	-		
	37200-K71-M11	-	1		
6	37202-K09-C01	LENS, SPEEDOMETER	1	1		
7	37210-K71-M01	SPEEDOMETER COMP.	1	1		
8	37215-KVJ-911	CLAMP, CORD	1	1		
9	37224-K71-M01	SOCKET COMP.	1	-		
	37224-K71-M11	-	1		
10	37302-K09-C01	PLATE COMP., REFLECTING	1	1		
11	37305-GFM-901	SCREW-WASHER, 3X22	3	3		
12	38301-KYS-941	RELAY COMP., WINKER	1	1		
13	38306-KYS-940	SUSPENSION, WINKER RELAY	1	1		
14	44830-KWW-640	CABLE ASSY., SPEEDOMETER	1	1		
15	90035-GFM-901	SCREW-WASHER, SPECIAL, 4X12 ..	2	2		
16	91256-KK3-840	O-RING, 10X1.5	1	1		
17	93903-24320	SCREW, TAPPING, 4X12	1	1		
18	93903-25310	SCREW, TAPPING, 5X16	2	2		

3



K718F0300

Ref. L.O.N. (Relative ref. Number) F.R.T.
No. Description

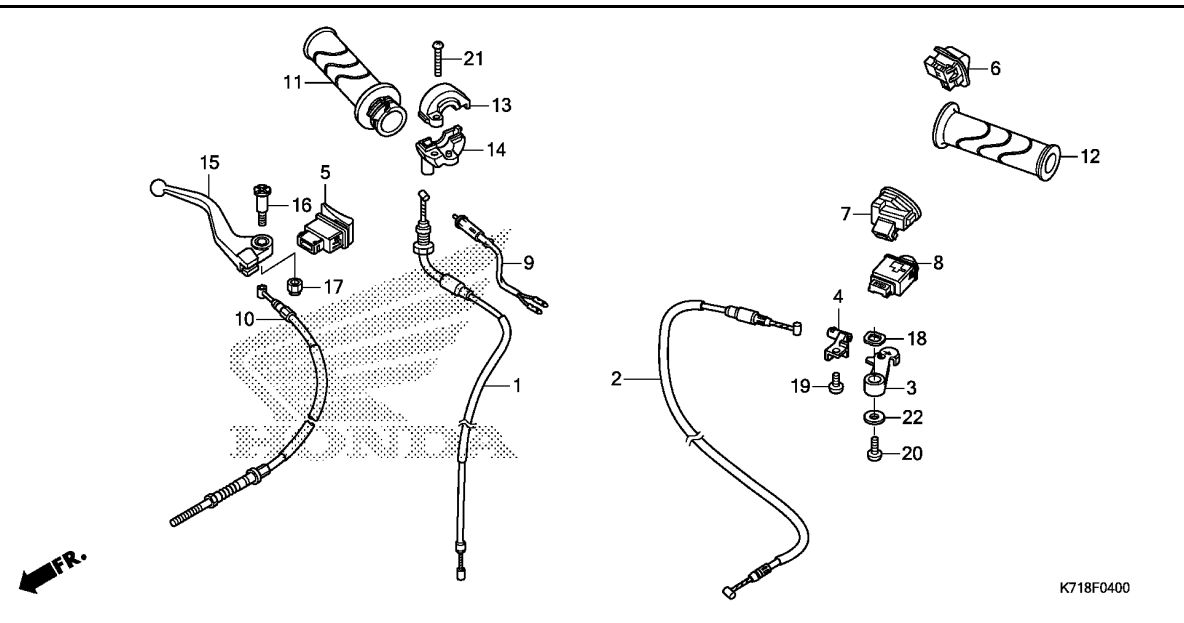
NO INFORMATION

Ref. No.	Part No.	Description	Reqd. QTY		Serial No.	Parts catalogue code
			AFS110 MD G	MCS G		
1	88119-KWW-640	CAP, LOCK NUT	2	2		
2	88210-KZV-M71	MIRROR COMP., R.	1	1		
3	88220-KZV-M71	MIRROR COMP., L.	1	1		
4	90101-KZV-J00	BOLT, ADAPTER, 10MM	2	2		
5	90301-KZV-J00	NUT, HEX., 10MM (LEFT HAND THREAD)	2	2		



F-4

HANDLE LEVER/SWITCH/CABLE



Ref. No.	L.O.N.	(Relative ref. Number) Description	F.R.T.
1	811100	CABLE, THROTTLE	0.8
2	811120	CABLE, CHOKE	0.6
3	810140	LEVER, CHOKE :HANDLE SIDE	0.1
5	615116	SWITCH, STARTER	0.4
6	615117	SWITCH, DIMMER	0.4
7	6151A3	SWITCH, HORN	0.4
8	615118	SWITCH, WINKER	0.4
9	6151B2	SWITCH, FRONT STOP	0.4
10	811125	CABLE, FRONT BRAKE	0.5
11	810150	GRIP, THROTTLE	0.4
12	8101C0	GRIP, HANDLE :LEFT	0.1
14	810155	HOUSING, THROTTLE	0.4
15	8101C7	LEVER, HANDLE :RIGHT	0.3

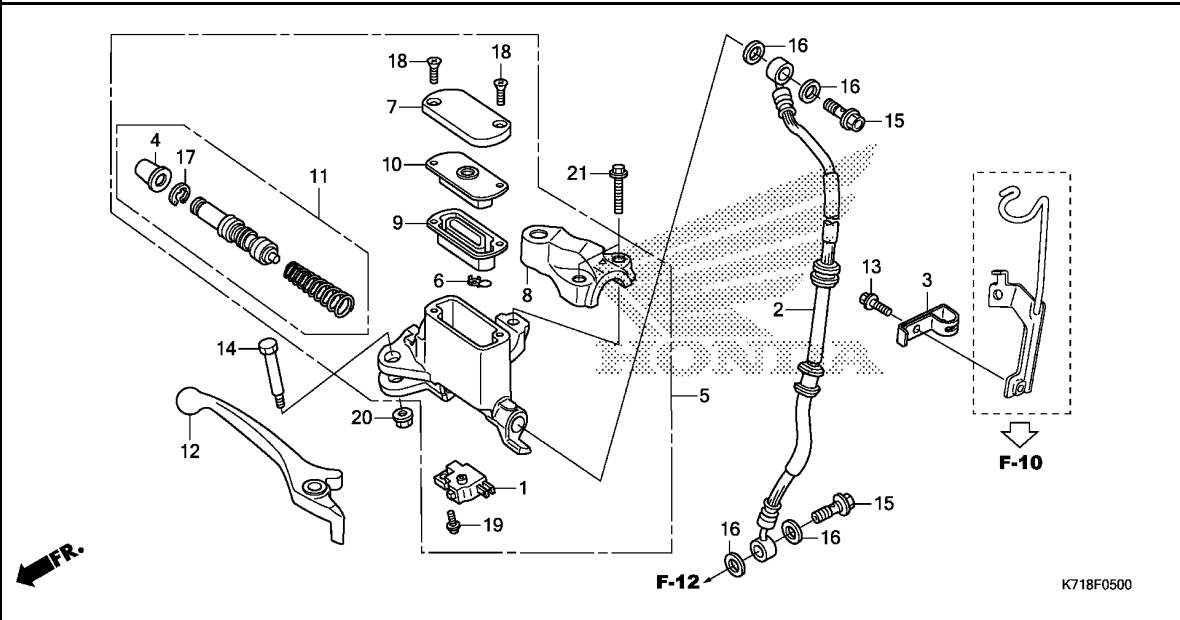


Ref. No.	Part No.	Description	Reqd. QTY		Serial No.	Parts catalogue code
			AFS110 MD G	MCS G		
1	17910-K71-M00	CABLE COMP., THROTTLE	1	1		
2	17950-KWW-A00	CABLE COMP., CHOKE	1	1		
3	17961-KFM-900	LEVER, CHOKE	1	1		
4	17962-KTM-850	STOPPER, CABLE	1	1		
5	35160-KYZ-901	SWITCH UNIT, STARTER	1	1		
6	35170-KYZ-901	SWITCH UNIT, DIMMER	1	1		
7	35180-K03-N31	SWITCH UNIT, HORN(TOYO DENSO)	1	1		
8	35200-K03-N31	SWITCH UNIT, WINKER(TOYO) ...	1	1		
9	35340-KWW-C01	SWITCH ASSY., FR. STOP	1	-		
10	45450-KWW-C00	CABLE COMP., FR. BRAKE	1	-		
11	53140-KWW-620	GRIP COMP., THROTTLE	1	1		
12	53166-KWB-600	GRIP, L. HANDLE	1	1		
13	53167-KFM-900	HOUSING, UPPER THROTTLE	1	1		
14	53168-KFM-902	HOUSING, UNDER THROTTLE	1	1		
15	53175-KWW-C00	LEVER COMP., R. HANDLE	1	-		
16	90113-KWW-C00	BOLT, R. HANDLE LEVER PIVOT	1	-		
17	90302-KVB-T01	NUT, U, 5MM	1	-		
18	90442-147-000	WASHER, WAVE	1	1		
19	93500-05010-0G	SCREW, PAN, 5X10	1	1		
20	93500-05012-0G	SCREW, PAN, 5X12	1	1		
21	93500-05025-0G	SCREW, PAN, 5X25	1	1		
22	94103-05700	WASHER, PLAIN, 5MM	1	1		

F-5

FRONT BRAKE MASTER CYLINDER

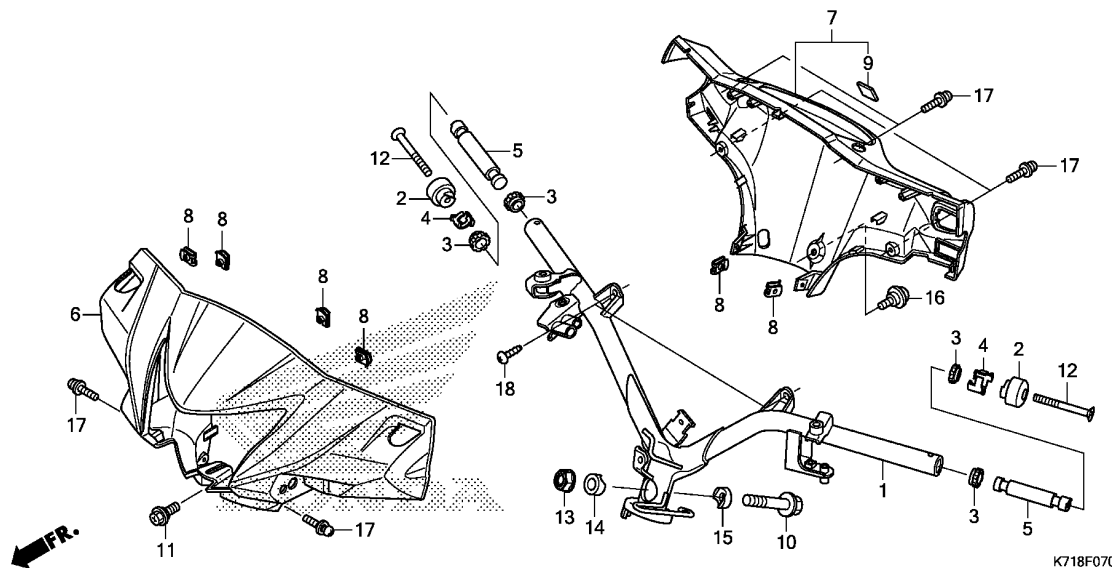
F 5



Ref. No.	L.O.N.	(Relative ref. Number) Description	F.R.T.
1	6151F5	SWITCH, FRONT STOP(A)	0.2
2	7121A0	HOSE, FRONT BRAKE	0.7
		.INCLUDES: Bleed brakes	
5	712105	CYLINDER, FRONT BRAKE MASTER .	0.6
		.INCLUDES: Bleed brakes	
9	7121G6	DIAPHRAGM, FRONT BRAKE MASTER	
		CYLINDER	0.1
11	7121G9	PISTON SET, FRONT BRAKE MASTER	0.6
		.INCLUDES: Bleed brakes	
12	8101C7	LEVER, HANDLE :RIGHT	0.3

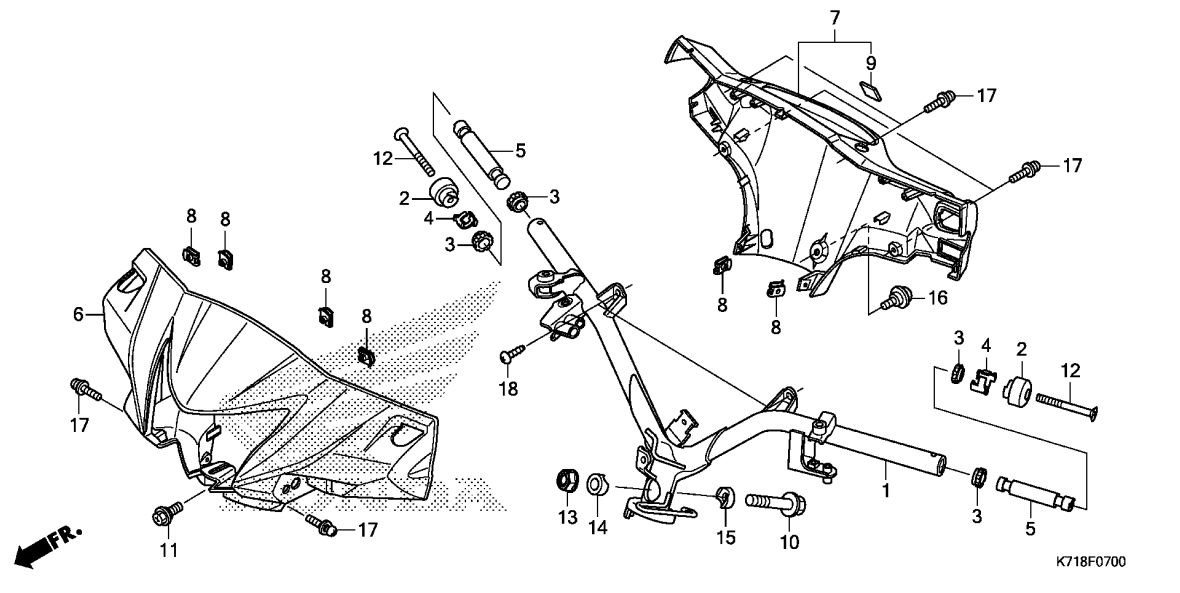
Ref. No.	Part No.	Description	Reqd. QTY		Serial No.	Parts catalogue code
			AFS110 MD G	MCS G		
1	35340-KWB-601	SWITCH ASSY., FR. STOP	-	1		
2	45126-K03-V01	HOSE COMP., FR. BRAKE	-	1		
3	45157-KWW-A00	CLAMPER B, BRAKE HOSE	-	1		
4	45504-410-003	BOOT COMP.	-	1		
5	45510-K03-M01	CYLINDER SUB ASSY., FR. BRAKE MASTER(NISSIN)	-	1		
6	45512-MA6-006	PROTECTOR	-	1		
7	45513-GW0-911	CAP, MASTER CYLINDER	-	1		
8	45517-K03-M61	HOLDER, MIRROR	-	1		
9	45520-GW0-911	DIAPHRAGM	-	1		
10	45521-GW0-911	PLATE, DIAPHRAGM	-	1		
11	45530-K03-M61	CYLINDER SET, MASTER(NISSIN)	-	1		
12	53175-KRS-T80	LEVER, R. STEERING HANDLE ...	-	1		
13	90102-KGH-900	BOLT, FLANGE, 6X10	-	1		
14	90114-KGH-900	BOLT, HANDLE LEVER PIVOT	-	1		
15	90145-K03-M60	BOLT, OIL, 10X25	-	2		
16	90545-300-000	WASHER, OIL BOLT	-	4		
17	90651-K03-M61	CIRCLIP, INTERNAL, 18.8	-	1		
18	93600-04012-1G	SCREW, FLAT, 4X12	-	2		
19	93893-04012-17	SCREW-WASHER, 4X12	-	1		
20	94050-06000	NUT, FLANGE, 6MM	-	1		
21	96001-06022-00	BOLT, FLANGE, 6X22	-	2		





Ref. No.	L.O.N.	(Relative ref. Number) Description	F.R.T.
1	810100	PIPE, STEERING HANDLE (3,4)	1.4
5	8101D6	WEIGHT B, HANDLE :LEFT	0.2
	8101D7	WEIGHT B, HANDLE :RIGHT	0.5
	8101D8	WEIGHT B, HANDLE :BOTH	0.7
6	4131B5	COVER, HANDLE :FRONT	0.4
7	4131B6	COVER, HANDLE :REAR	0.4
	4131U1	COVER, HANDLE :BOTH	0.6

Ref. No.	Part No.	Description	Reqd. QTY		Serial No.	Parts catalogue code
			AFS110 MD G	MCS G		
1	53100-K71-M00	PIPE COMP., STEERING HANDLE (DRUM)	1	-		
	53100-K71-M10	PIPE COMP., STEERING HANDLE (DISK)	-	1		
2	53105-KWW-640	WEIGHT A, STEERING HANDLE ...	2	2		
3	53107-KW7-930	RUBBER, HANDLE WEIGHT	4	4		
4	53108-KRS-830	RING, HANDLE WEIGHT SNAP	2	2		
5	53109-KVR-C00	WEIGHT B, STEERING HANDLE ...	2	2		
6	53205-K71-M00ZA	COVER, FR. HANDLE(DRUM)	1	-		
	R331.....VIVACITY RED		1	-		
	53205-K71-M00ZB	*NHA96P*PEARL METALLOID WHITE	1	-		
	53205-K71-M00ZC	*NHA69P*	1	-		
	PEARL MAGELLANIC BLACK		1	-		
	53205-K71-M10ZA	COVER, FR. HANDLE(DISK)	-	1		
	R331.....VIVACITY RED		-	1		
	53205-K71-M10ZB	*NHA96P*PEARL METALLOID WHITE	-	1		
	53205-K71-M10ZC	*NHA69P*	-	1		
	PEARL MAGELLANIC BLACK		-	1		
7	53250-K71-M00ZA	COVER COMP., HANDLE	1	1		
	NH1.....BLACK		1	1		
8	64521-MN5-000	NUT, CLIP, 4MM	6	6		
9	86150-GFC-901	EMBLEM, PRODUCT(MARUI)	1	1		
	86150-KTJ-C60	EMBLEM, PRODUCT(SHINKO)	1	1		
	86150-KYS-940	EMBLEM, PRODUCT(SHINKO ASIA)	1	1		
10	90102-KWW-640	BOLT, FLANGE, 10X48	1	1		
11	90103-K09-C00	BOLT, FR. HANDLE COVER	1	1		
12	90126-KVR-650	SCREW, STEERING HANDLE WEIGHT	2	2		

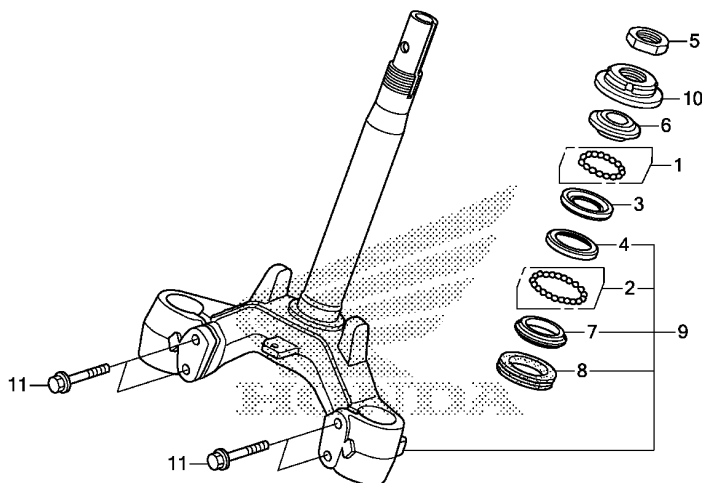


Ref. No.	Part No.	Description	Reqd. QTY		Serial No.	Parts catalogue code
			AFS110 MD G	MCS G		
13	90304-KGH-901	NUT, U, 10MM	1	1		
14	90501-KPH-880	COLLAR A, HANDLE SETTING	1	1		
15	90505-KPH-880	COLLAR B, HANDLE SETTING	1	1		
16	91509-GE2-760	SCREW, PAN, 5X11.5	1	1		
17	93891-04016-07	SCREW-WASHER, 4X16	6	6		
18	93903-24480	SCREW, TAPPING, 4X16	2	2		

F-9

STEERING STEM

F 8



K718F0900

Ref. No.	L.O.N.	(Relative ref. Number) Description	F.R.T.
3		(1)	
5101A0		RACE, STEERING BALL :UPPER ...	1.7
4 5101A1		RACE, STEERING BALL :LOWER ...	1.7
5101C9		RACE, STEERING BALL :BOTH	1.7
6 5101A9		RACE, STEERING TOP CONE	1.1
7		(2,8)	
5101B0		RACE, STEERING BOTTOM CONE ...	1.8
9 510100		STEM OR SHAFT ASSY., STEERING	1.7
10 5101B2		THREAD, STEERING HEAD TOP	1.1

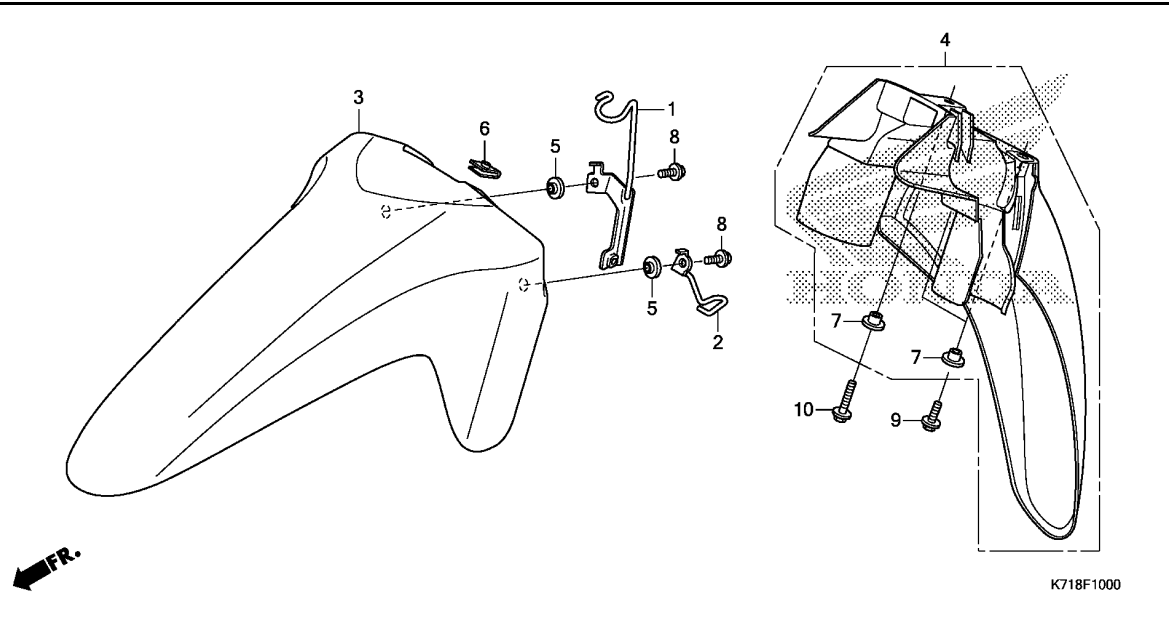
3

Ref. No.	Part No.	Description	Reqd. QTY		Serial No.	Parts catalogue code
			AFS110 MD G	MCS G		
1	06530-GBG-B20	BALL SET, STEEL, #6X23	1	1		
2	06531-GBG-B20	BALL SET, STEEL, #6X29	1	1		
3	50301-KRS-830	RACE, STEERING TOP BALL	1	1		
4	50302-KRS-830	RACE, STEERING BOTTOM BALL ..	1	1		
5	50306-GN5-900	NUT, STEERING STEM LOCK	1	1		
6	53211-KRS-830	RACE, STEERING TOP CONE	1	1		
7	53212-KRS-830	RACE, STEERING BOTTOM CONE ..	1	1		
8	53214-GN5-900	DUST SEAL, STEERING HEAD	1	1		
9	53219-K09-840	STEM SUB ASSY., STEERING	1	1		
10	53220-GN5-850	THREAD COMP., STEERING HEAD				
		TOP	1	1		
11	95801-10045-00	BOLT, FLANGE, 10X45	4	4		

F-10

FRONT FENDER

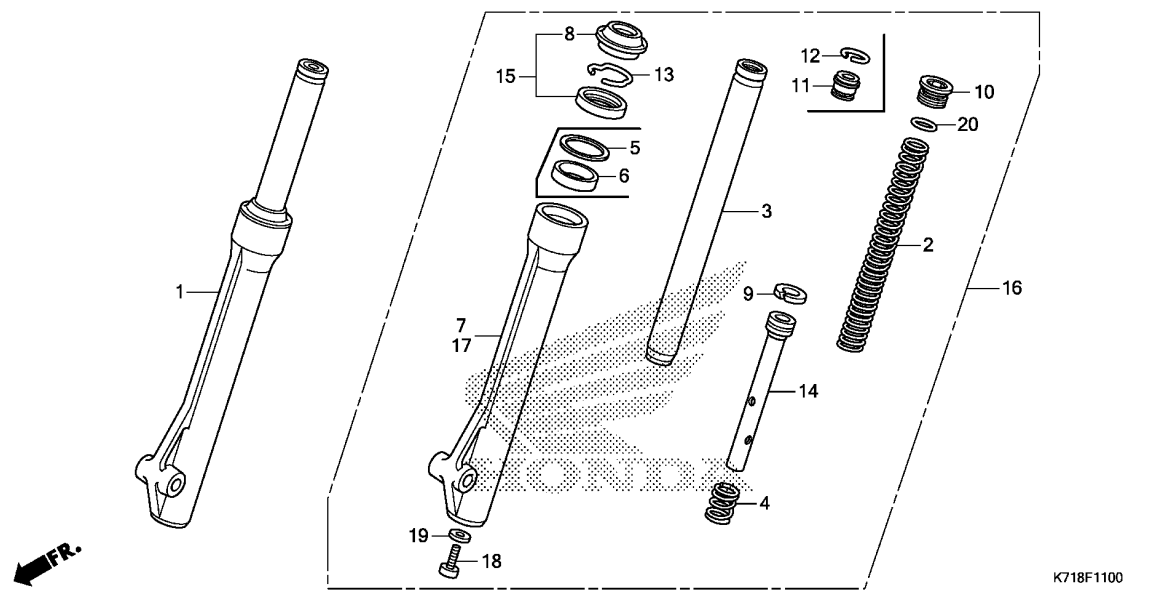
F 9



Ref. No.	L.O.N.	(Relative ref. Number) Description	F.R.T.
3	413103	FENDER A, FRONT	0.4
4	413104	FENDER B, FRONT	0.7

Ref. No.	Part No.	Description	Reqd. QTY		Serial No.	Parts catalogue code
			AFS110 MD G	MCS G		
1	45156-KWW-A00	CLAMPER, BRAKE HOSE	-	1		
2	45465-KWW-640	GUIDE COMP., BRAKE CABLE	1	1		
3	61100-K71-M00ZA	FENDER A, FR.				
		R331.....VIVACITY RED	1	1		
	61100-K71-M00ZB	*NHA96P*PEARL METALLOID WHITE	1	1		
	61100-K71-M00ZC	*NHA69P* PEARL MAGELLANIC BLACK	1	1		
4	61200-K09-840ZA	FENDER B, FR.				
		NH1.....BLACK	1	1		
5	81312-KPH-900	COLLAR, FR. FENDER	2	2		
6	90305-KWW-640	NUT, CLIP, 6MM	1	1		
7	90503-KBP-900	COLLAR, MAIN SIDE COVER	3	3		
8	96001-06012-00	BOLT, FLANGE, 6X12	2	2		
9	96001-06014-00	BOLT, FLANGE, 6X14	2	2		
10	96001-06025-00	BOLT, FLANGE, 6X25	1	1		





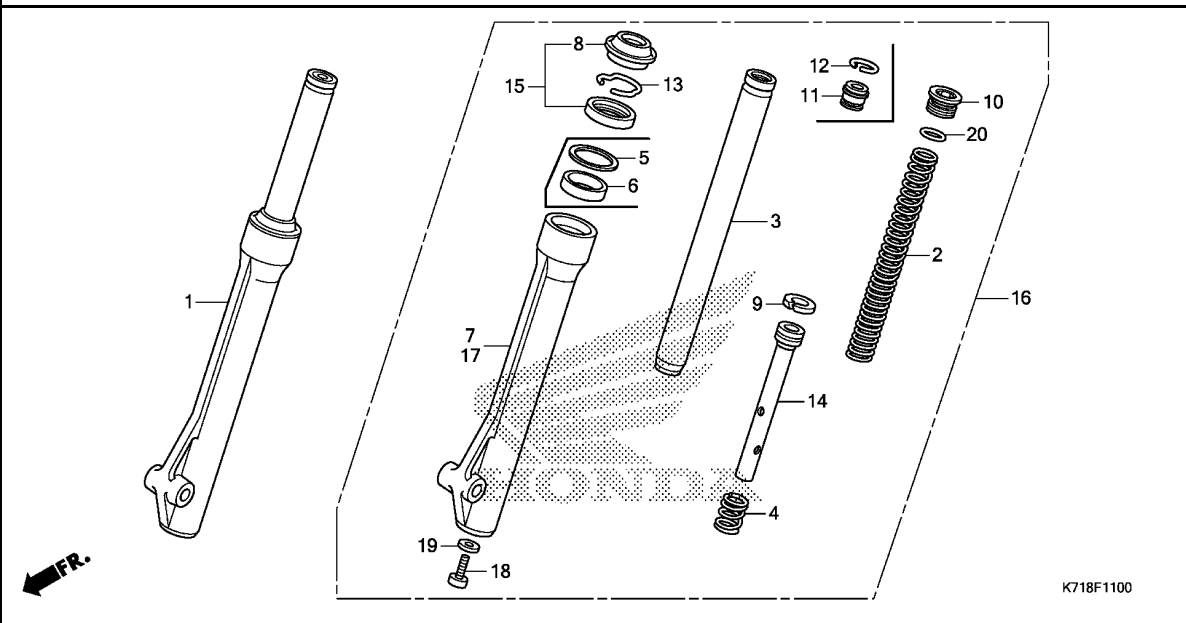
Ref. No.	L.O.N.	(Relative ref. Number) Description	F.R.T.
1	5111C3	FORK ASSY., FRONT :RIGHT	0.6
2	5111C5	SPRING, FRONT FORK :LEFT	0.8
	5111C6	SPRING, FRONT FORK :RIGHT	0.8
	5111C7	SPRING, FRONT FORK :BOTH	1.1
3		(4,9,14)	
	5111G2	PIPE, FRONT FORK :LEFT	0.9
	5111G3	PIPE, FRONT FORK :RIGHT	0.9
	5111G4	PIPE, FRONT FORK :BOTH	1.4
7		(6)	
	5111D2	CASE, BOTTOM :RIGHT	1.0
15	5111E7	SEAL SET, FRONT FORK :LEFT ...	1.0
	5111E8	SEAL SET, FRONT FORK :RIGHT ..	1.0
	5111E9	SEAL SET, FRONT FORK :BOTH ...	1.6
16	5111C2	FORK ASSY., FRONT :LEFT	0.6
	5111C4	FORK ASSY., FRONT :BOTH	0.8
17		(6)	
	5111D1	CASE, BOTTOM :LEFT	1.0
	5111D3	CASE, BOTTOM :BOTH	1.6

K718F1100

3

Ref. No.	Part No.	Description	Reqd. QTY		Serial No.	Parts catalogue code
			AFS110 MD G	MCS G		
1	51400-K09-C01	FORK ASSY., R. FR. (BRIGHT STAR)	1	-		
	51400-KWW-642	FORK ASSY., R. FR. (CHUANNAN ABSORBER)	1	-		
	51400-K07-971	FORK ASSY., R. FR.(SHOWA) ...	-	1		
2	51401-K09-C01	SPRING, FR. FORK(BRIGHT STAR)	2	-		
	51401-KWW-662	SPRING, FR. FORK (CHUANNAN ABSORBER)	2	-		
	51401-KWW-641	SPRING, FR. FORK(SHOWA)	-	2		
3	51410-K09-C01	PIPE COMP., FR. FORK (BRIGHT STAR)	2	-		
	51410-KWW-662	PIPE COMP., FR. FORK (CHUANNAN ABSORBER)	2	-		
	51410-KWW-641	PIPE COMP., FR. FORK(SHOWA) -	-	2		
4	51412-K09-C01	SPRING, REBOUND	2	-		
	51412-KWW-662	SPRING, REBOUND (CHUANNAN ABSORBER)	2	-		
	51412-GN5-901	SPRING, REBOUND(SHOWA)	-	2		
5	51413-KWW-662	RING, BACK UP (CHUANNAN ABSORBER)	2	-		
	51412-KWB-601	RING, BACK UP	-	2		
		(SHOWA)				
6	51414-KWW-662	BUSH, GUIDE(CHUANNAN ABSORBER)	2	-		
7	51420-K09-C01	CASE, R. FR. FORK(BRIGHT STAR)	1	-		
	51420-KWW-642	CASE COMP., R. FR. BOTTOM (CHUANNAN ABSORBER)	1	-		

Ref. No.	Part No.	Description	Reqd. QTY		Serial No.	Parts catalogue code
			AFS110 MD G	MCS G		
(7)	51420-KYZ-901	CASE COMP., R. FR. BOTTOM (SHOWA)	-	1		
8	51425-K09-C01	SEAL, DUST	2	-		
		(BRIGHT STAR)				
	51425-KWW-662	SEAL, DUST(CHUANNAN ABSORBER)	2	-		
	51425-GN5-901	SEAL, DUST(SHOWA)	-	2		
9	51437-K09-C01	RING, PISTON	2	-		
		(BRIGHT STAR)				
	51437-KWW-662	RING, PISTON	2	-		
		(CHUANNAN ABSORBER)				
	51437-KWB-601	RING, PISTON	-	2		
		(SHOWA)				
10	51454-K09-C01	SEAT B, SPRING	2	-		
		(BRIGHT STAR)				
	51454-KWW-662	BOLT, FR. FORK	2	-		
		(CHUANNAN ABSORBER)				
11	51454-KEV-881	SEAT B, SPRING	-	2		
		(SHOWA)				
12	51456-KPH-901	RING, STOPPER	-	2		
		(SHOWA)				
13	51466-K09-C01	RING, OIL SEAL STOPPER	2	-		
		(BRIGHT STAR)				
	51466-KWW-662	RING, OIL SEAL STOPPER	2	-		
		(CHUANNAN ABSORBER)				
	51466-065-901	RING, OIL SEAL STOPPER(SHOWA)	-	2		
14	51470-K09-C01	PIPE, SEAT	2	-		
		(BRIGHT STAR)				
	51470-KWW-662	PIPE, SEAT(CHUANNAN ABSORBER)	2	-		
	51470-KWW-A01	PIPE, SEAT	-	2		
		(SHOWA)				
15	51490-K09-C01	SEAL SET, FR. FORK	2	-		
		(BRIGHT STAR)				
	51490-KWW-662	SEAL SET, FR. FORK	2	-		
		(CHUANNAN ABSORBER)				
	51490-KGH-901	SEAL SET, FR. FORK(SHOWA) ...	-	2		
16	51500-K09-C01	FORK ASSY., L. FR.	1	-		
		(BRIGHT STAR)				
	51500-KWW-642	FORK ASSY., L. FR.	1	-		
		(CHUANNAN ABSORBER)				
	51500-K07-971	FORK ASSY., L. FR.(SHOWA) ...	-	1		
17	51520-K09-C01	CASE, L. FR. FORK(BRIGHT STAR)	1	-		
	51520-KWW-642	CASE COMP., L. FR. BOTTOM	1	-		
		(CHUANNAN ABSORBER)				
	51520-KYZ-901	CASE COMP., L. FR. BOTTOM	-	1		
		(SHOWA)				
18	90116-K09-C01	BOLT, SOCKET, 8MM	2	-		
		(BRIGHT STAR)				
	90116-KWW-662	BOLT, SOCKET, 8MM	2	-		
		(CHUANNAN ABSORBER)				
	90116-KV3-701	BOLT, SOCKET, 8MM(SHOWA)	-	2		
19	90544-K09-C01	WASHER, SPECIAL, 8MM	2	-		
		(BRIGHT STAR)				
	90544-KRF-H71	WASHER, SPECIAL, 8MM	2	-		
		(CHUANNAN ABSORBER)				
	90544-283-000	WASHER, SPECIAL, 8MM(SHOWA) .	-	2		



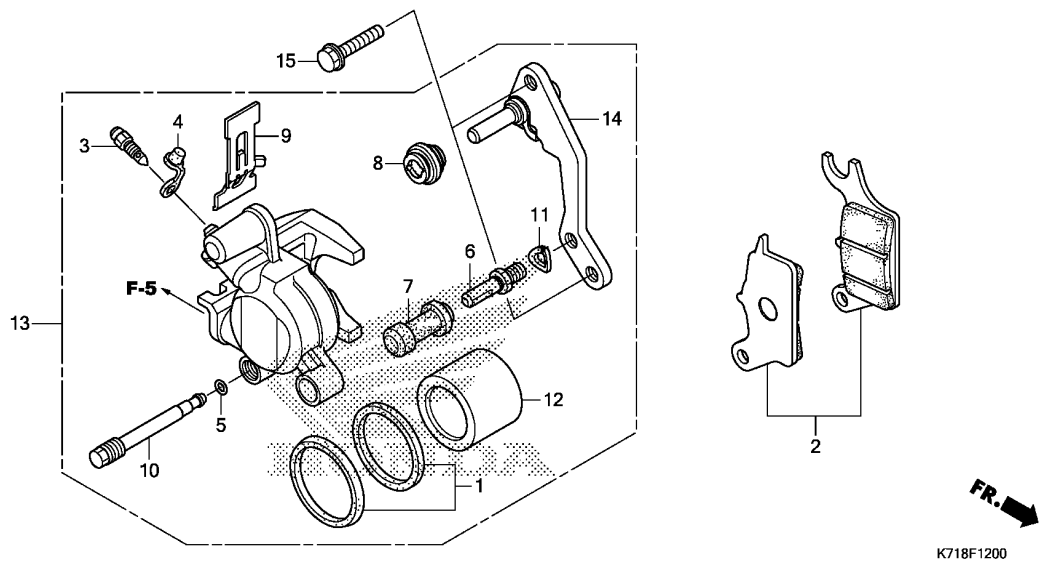
Ref. No.	Part No.	Description	Reqd. QTY		Serial No.	Parts catalogue code
			AFS110 MD G	MCS G		

20	91356-KD9-C01	O-RING, 15.8X2.85 (BRIGHT STAR)	2	-		
	91356-KWW-662	O-RING, 15.8X2.85 (CHUANNAN ABSORBER)	2	-		
	91356-GMO-003	O-RING, 15.8X2.4 (SHOWA)	-	2		

F-12

FRONT BRAKE CALIPER

F13



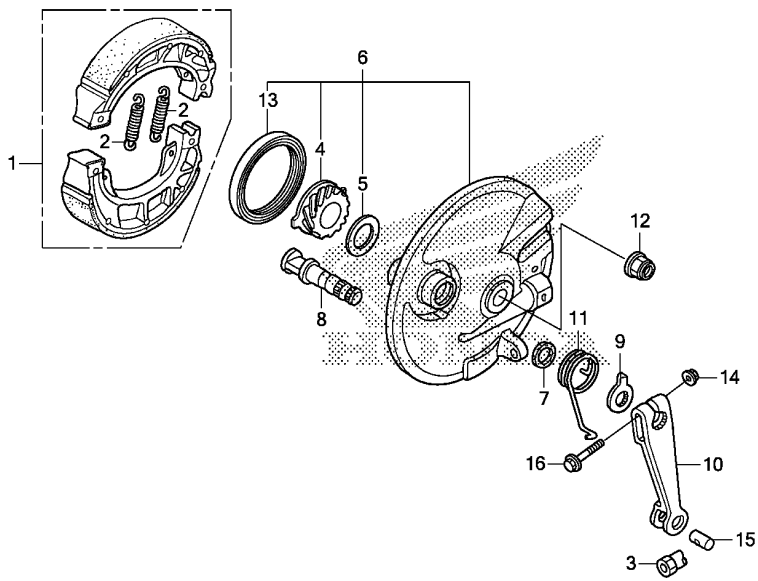
Ref. No.	L.O.N.	(Relative ref. Number) Description	F.R.T.
2	711115	SHOE(PAD) SET, BRAKE :FRONT .. (1)	0.1
12	7111D1	PISTON, FRONT BRAKE CALIPER .. .INCLUDES: Bleed brakes	0.5
13	711130	CALIPER, FRONT BRAKEINCLUDES: Bleed brakes	0.4
14	7111G0	BRACKET, FRONT CALIPER	0.2

Ref. No.	Part No.	Description	Reqd. QTY		Serial No.	Parts catalogue code
			AFS110 MD G	MCS G		
1	06451-961-405	SEAL SET, PISTON	-	1		
2	06455-KWB-601	PAD SET, FR.	-	1		
3	43352-568-003	SCREW, BLEEDER(NISSIN)	-	1		
4	43353-461-771	CAP, BLEEDER	-	1		
5	45111-MAJ-G41	RING, STOPPER	-	1		
6	45131-GZ0-006	BOLT, PIN	-	1		
7	45132-166-016	BOOT, PIN BUSH(NISSIN)	-	1		
8	45133-MA3-006	BOOT B	-	1		
9	45208-KWB-601	SPRING, PAD	-	1		
10	45215-KPH-951	PIN, HANGER	-	1		
11	45216-166-006	WASHER, WAVE	-	1		
12	45218-KWB-601	PISTON	-	1		
13	45250-KWW-B12	CALIPER SUB ASSY., R. FR. (NISSIN)	-	1		
14	45290-KWB-601	BRACKET SUB ASSY., FR.	-	1		
15	90131-KGH-900	BOLT, FLANGE, 8X25	-	2		

F-13

FRONT BRAKE PANEL

F14



Ref. No.	L.O.N.	(Relative ref. Number) Description	F.R.T.
1	7111N1	SHOE(PAD) SET, BRAKE(A) :FRONT	0.3
4		(13)	
	7101C3	GEAR, SPEEDOMETER	0.3
6	7111D0	PANEL, FRONT BRAKE	0.4
8	7111B3	CAM, BRAKE :FRONT	0.4
10	7111C3	ARM, BRAKE :FRONT	0.1

K718F1300

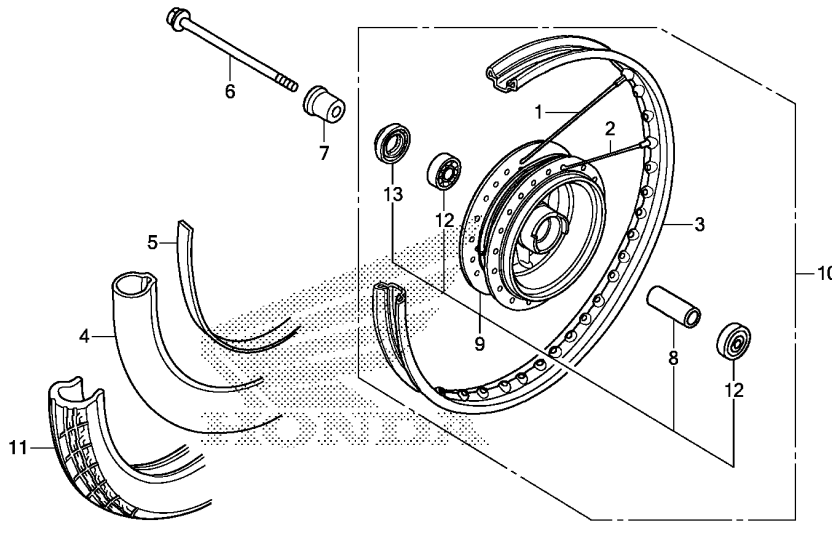
Ref. No.	Part No.	Description	Reqd. QTY		Serial No.	Parts catalogue code
			AFS110 MD G	MCS G		
1	06430-GGZ-J00	SHOE SET, BRAKE(JB)	1	-		
	06430-KSY-900	1	-		
2	43151-110-000	SPRING, BRAKE SHOE	2	-		
	45151-GCC-000	SPRING, BRAKE SHOE(JB)(BLACK)	2	-		
3	43459-GN5-760	NUT, BRAKE ROD ADJUSTING	1	-		
4	44806-KFM-901	GEAR, SPEEDOMETER(19T)	1	-		
5	45001-KWW-640	WASHER, SPEEDOMETER GEAR	1	-		
6	45010-KWW-640ZA	PANEL SUB COMP., FR. BRAKE *NH364M*SHEEN SILVER METALLIC	1	-		
7	45134-250-000	DUST SEAL, BRAKE CAM	1	-		
8	45141-KVR-C00	CAM, FR. BRAKE	1	-		
9	45145-KFM-900	INDICATOR, FR. BRAKE	1	-		
10	45410-KFM-900	ARM, FR. BRAKE	1	-		
11	45435-121-010	SPRING, FR. BRAKE ARM RETURN	1	-		
12	90306-KGH-901	NUT, U, 12MM(FUJI SEIMITSU) ..	1	-		
13	91251-KFM-901	OIL SEAL, 42X54X7(NISSIN) ...	1	-		
14	94050-06000	NUT, FLANGE, 6MM	1	-		
15	95015-32001	JOINT B, BRAKE ARM	1	-		
16	95701-06028-00	BOLT, FLANGE, 6X28	1	-		

3

F-14-10

FRONT WHEEL(AFS110MD)

F15



K718F1410

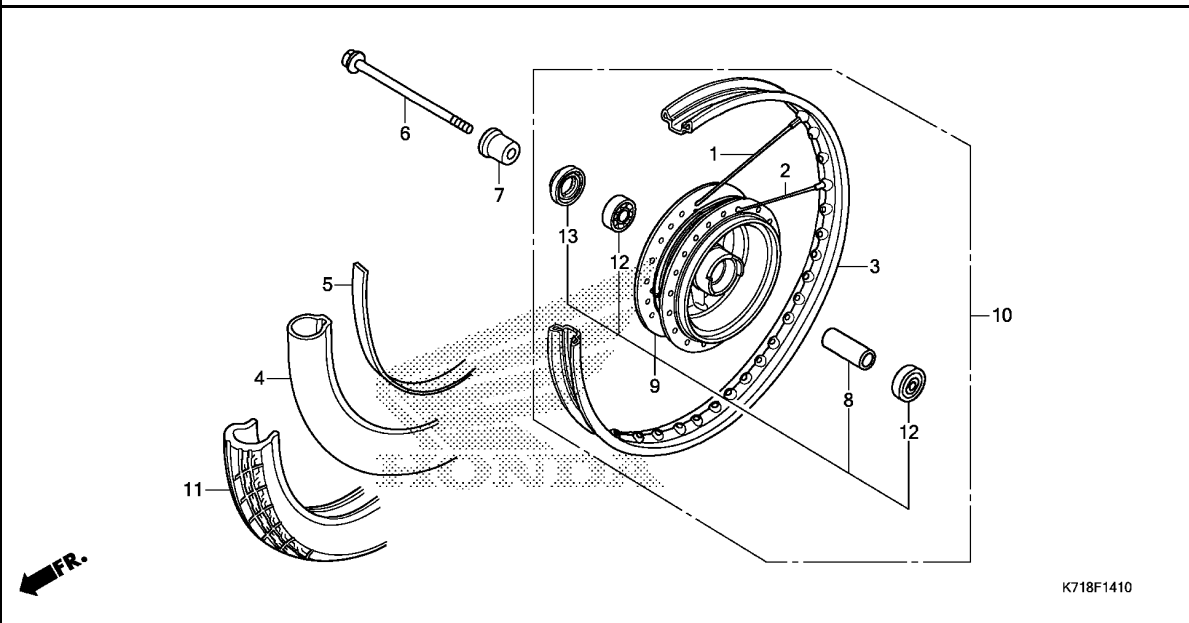
Ref. No.	L.O.N.	(Relative ref. Number) Description	F.R.T.
3	710109	RIM, WHEEL :FRONT	2.2
6		(13)	
710151		AXLE, FRONT WHEEL	0.2
9		(1,2)	
710103		HUB, FRONT WHEEL	2.3
10	710104	FRONT WHEEL	0.7
11		(4,5)	
7101J8		FRONT TIRE AND/OR TUBE(ONE) ..	0.7
12	710115	BEARING, FRONT WHEEL(ONE)	0.4
710115G		.Replace 1 bearing add	0.1

Ref. No.	Part No.	Description	Reqd. QTY		Serial No.	Parts catalogue code
			AFS110 MD G	MCS G		
1	06440-KVL-900	SPOKE SET A, 11X158	18	-		
	97224-31156-K0	(INSIDE)	18	-		
2	06441-KVL-900	SPOKE SET A, 11X157.5	18	-		
	97574-31155-K0	(OUTSIDE)	18	-		
3	42701-KW7-901	RIM, WHEEL(1.40X17)	1	-		
4	42712-KPH-702	TUBE, TIRE(IRC)(70/90-17) ...	1	-		
	42712-KTL-741	TUBE, TIRE(VEE)(70/90-17) ...	1	-		
	44712-K09-C01	TUBE, TIRE(YUANXING)	1	-		
	44712-KWW-C01	(70/90-17M/C) TUBE, TIRE(CHENG SHIN)	1	-		
5	42713-K09-C01	FLAP, TIRE(YUANXING)	1	-		
	42713-KWW-B22	FLAP, TIRE(VEE)	1	-		
	44713-001-000	FLAP, TIRE(IRC)	1	-		
	44713-KVR-C02	FLAP, TIRE(CHENG SHIN)	1	-		
6	44301-KWW-640	AXLE, FR. WHEEL	1	-		
7	44311-KPH-900	COLLAR, FR. WHEEL SIDE	1	-		
8	44620-400-000	COLLAR, FR. AXLE DISTANCE ...	1	-		
9	44635-K09-840ZA	HUB SUB ASSY., FR.	1	-		
		*NH364M*SHEEN SILVER METALLIC	1	-		
10	44650-K09-840ZA	WHEEL SUB ASSY., FR.	1	-		
		*NH364M*SHEEN SILVER METALLIC	1	-		

F-14-10

FRONT WHEEL(AFS110MD)

F16

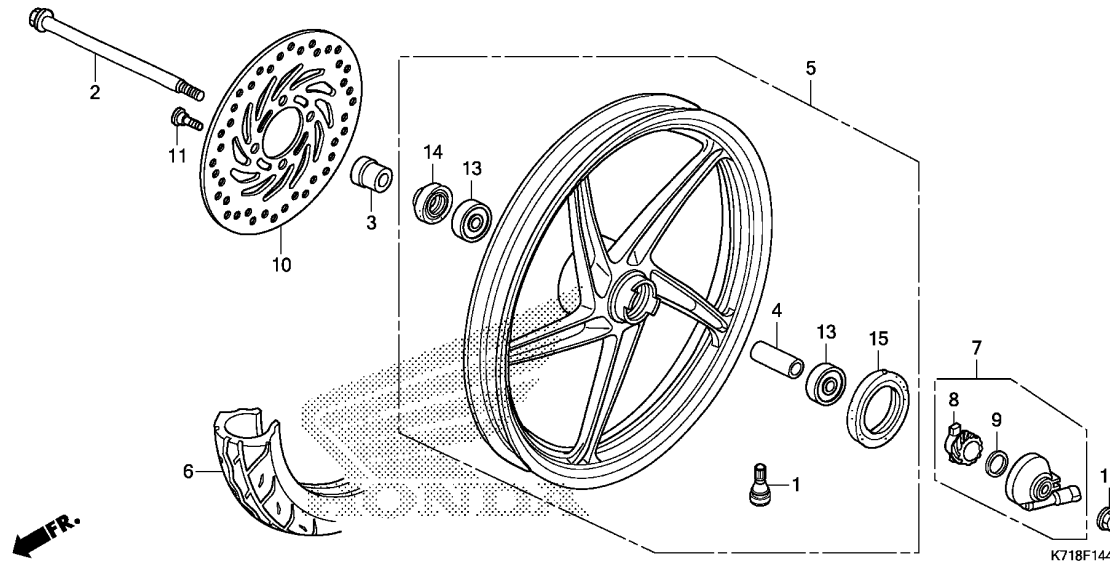


Ref. No.	Part No.	Description	Reqd. QTY		Serial No.	Parts catalogue code
			AFS110 MD G	MCS G		
11	44711-KD9-C01	TIRE, FR.(YUANXING) (70/90-17 M/C 38P)	1	-		
	44711-KWW-641	TIRE, FR.(VEE) (70/90-17 M/C 38P)	1	-		
	44711-KWW-C01	TIRE, FR.(CHENG SHIN) (70/90-17 M/C 38P)	1	-		
	44711-KWZ-902	TIRE, FR.(IRC) (70/90-17 M/C 38P)	1	-		
12	91051-KWW-A81	BEARING, RADIAL BALL, 6201U (SKF)	2	-		
	91052-KVB-901	BEARING, RADIAL BALL, 6201U (FUJIKOSHI)	2	-		
	91052-KVB-S51	BEARING, RADIAL BALL, 6201U (NSK)	2	-		
	91052-KWB-601	BEARING, RADIAL BALL, 6201U (NTN)	2	-		
	91052-KWW-641	BEARING, RADIAL BALL, 6201U (SCHAEFFLER)	2	-		
13	91251-KPH-901	DUST SEAL, 21X37X7 (ARAI)	1	-		

F-14-40

FRONT WHEEL(AFS110MCS)

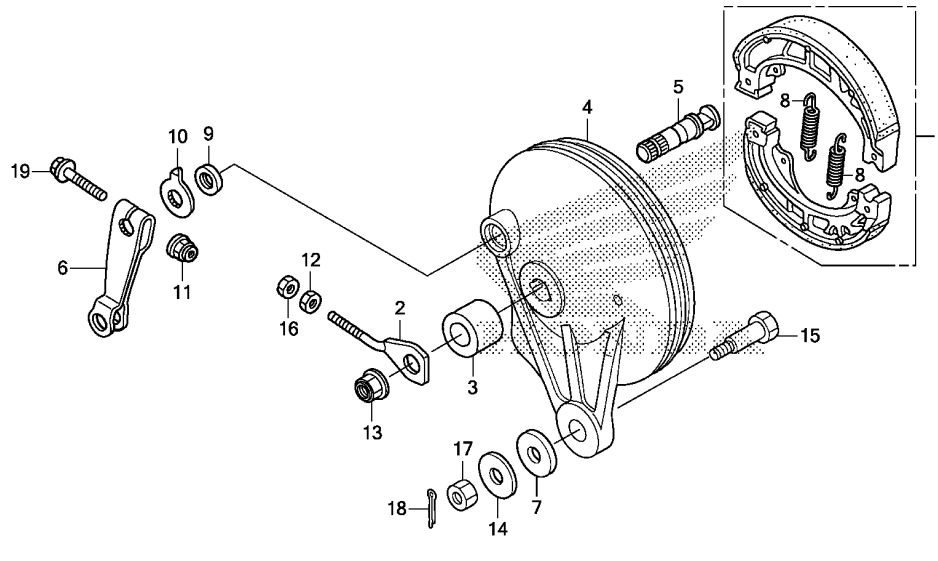
G 1



Ref. No.	L.O.N.	(Relative ref. Number) Description	F.R.T.
2		(14,15)	
2	710151	AXLE, FRONT WHEEL	0.2
5	7101G2	FRONT WHEEL(A)	0.6
6	710139	FRONT TIRE(ONE)	0.5
7	710145	GEARBOX ASSY., SPEEDOMETER ...	0.2
10	711120	DISC, FRONT BRAKE	0.3
13	710115	BEARING, FRONT WHEEL(ONE)	0.4
	710115G	.Replace 1 bearing add	0.1

Ref. No.	Part No.	Description	Reqd. QTY		Serial No.	Parts catalogue code
			AFS110 MD G	MCS G		
1	42753-GM9-743	VALVE, RIM(IRC)	-	1		
2	44301-KWW-640	AXLE, FR. WHEEL	-	1		
3	44311-KPH-900	COLLAR, FR. WHEEL SIDE	-	1		
4	44620-KPH-950	COLLAR, FR. AXLE DISTANCE ...	-	1		
5	44650-K71-M10ZA	WHEEL SUB ASSY., FR. *NH303M*	-	1		
		MAT AXIS GRAY METALLIC	-	1		
6	44711-K07-M01	TIRE, FR.(IRC) (70/90-17 M/C 38P)	-	1		
	44711-K07-M02	TIRE, FR.(CONTINENTAL) (70/90-17 M/C 38P)	-	1		
7	44800-KWW-650	BOX ASSY., SPEEDOMETER GEAR ..	-	1		
8	44806-KWB-600	GEAR, SPEEDOMETER(19T)	-	1		
9	45001-KWW-640	WASHER, SPEEDOMETER GEAR	-	1		
10	45251-KWB-602	DISK, FR. BRAKE(SUNSTAR)	-	1		
	45251-KWB-921	DISK, FR. BRAKE(YUTAKA)	-	1		
	45251-KWW-B11	DISK, FR. BRAKE(NISSIN)	-	1		
11	90105-KGH-900	BOLT, BRAKE DISK, 8X24	-	4		
12	90306-KGH-901	NUT, U, 12MM(FUJI SEIMITSU) ..	-	1		
13	91051-KWW-A91	BEARING, RADIAL BALL, 6201UU (SKF)	-	2		
	91051-KWW-C51	BEARING, BALL RADIAL, 6201(UU)	-	2		
14	91251-KPH-901	DUST SEAL, 21X37X7(ARAI)	-	1		
15	91251-KWB-601	DUST SEAL, 42X54X7(ARAI)	-	1		

3



Ref. No.	L.O.N.	(Relative ref. Number) Description	F.R.T.
1	711140	SHOE(PAD) SET, BRAKE :REAR ...	0.4
4	7111A9	PANEL, REAR BRAKE	0.5
5	7111B4	CAM, BRAKE :REAR	0.5
6	7111C4	ARM, BRAKE :REAR	0.1

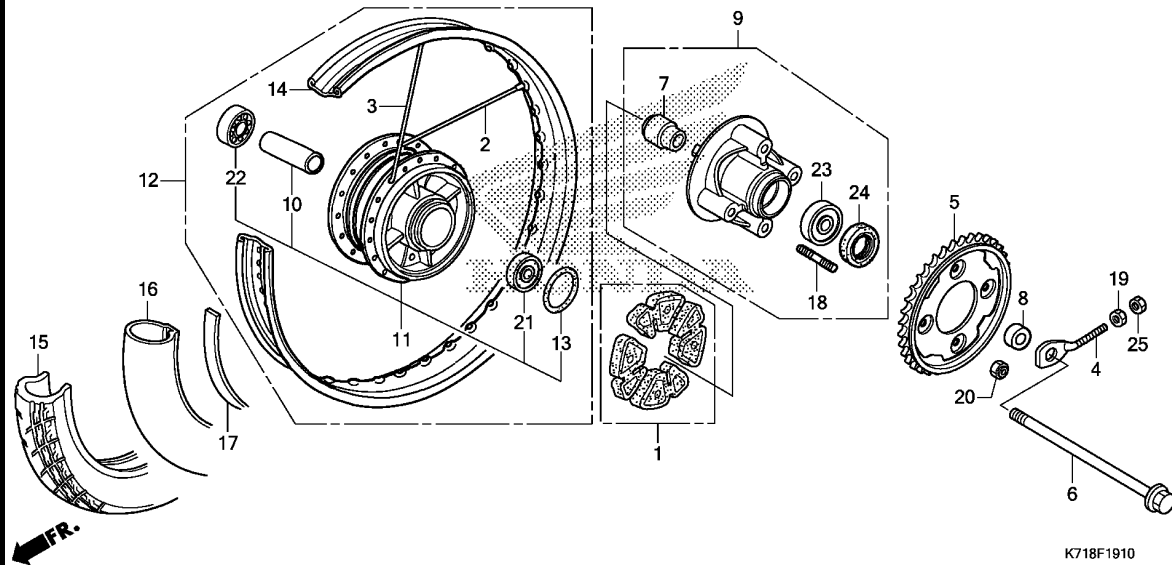
3

Ref. No.	Part No.	Description	Reqd. QTY		Serial No.	Parts catalogue code
			AFS110 MD G	MCS G		
1	06430-KPH-900	SHOE SET, BRAKE(NISSIN)	1	1		
	06430-KVR-600	SHOE SET, BRAKE(ASK)	1	1		
2	40543-KWB-600	ADJUSTER, R. CHAIN	1	1		
3	42313-GBG-B20	COLLAR, RR. BRAKE PANEL SIDE	1	1		
4	43100-KWW-640ZB	PANEL COMP., RR. BRAKE	1	-		
		*NH364M*SHÉEN SILVER METALLIC				
	43100-KWW-640ZD	*NH303M*				
		MAT AXIS GRAY METALLIC	-	1		
5	43141-KTM-850	CAM, RR. BRAKE	1	1		
6	43410-KWB-600	ARM, RR. BRAKE	1	1		
7	43434-ME1-670	RUBBER, STOPPER ARM	1	1		
8	45133-028-000	SPRING, BRAKE SHOE	2	2		
9	45134-250-000	DUST SEAL, BRAKE CAM	1	1		
10	45145-KFM-900	INDICATOR, FR. BRAKE	1	1		
11	90301-KGH-901	NUT, U, 6MM(FUJI SEIMITSU) ..	1	1		
12	90302-KBP-900	NUT, SPECIAL, 6MM	1	1		
13	90306-KGH-901	NUT, U, 12MM(FUJI SEIMITSU) ..	1	1		
14	90505-425-000	WASHER, 8MM	1	1		
15	92811-10000	BOLT A, BRAKE STOPPER	1	1		
16	94001-06000-0S	NUT, HEX., 6MM	1	1		
17	94001-08000-0S	NUT, HEX., 8MM	1	1		
18	94201-20150	PIN, SPLIT, 2.0X15	1	1		
19	95701-06035-00	BOLT, FLANGE, 6X35	1	1		

F-19-10

REAR WHEEL(AFS110MD)

G 3



Ref. No.	L.O.N.	(Relative ref. Number) Description	F.R.T.
1		(13)	
710157		DAMPER, REAR WHEEL	0.3
5	7101A0	SPROCKET, FINAL DRIVEN	0.4
6		(24)	
710160		AXLE, REAR WHEEL	0.3
9	7101A5	FLANGE ASSY., FINAL DRIVEN ...	0.4
11		(2,3)	
710121		HUB, REAR WHEEL	2.4
12	710118	REAR WHEEL	0.8
14	710127	RIM, WHEEL :REAR	2.3
15		(16,17)	
7101J9		REAR TIRE AND/OR TUBE(ONE) ...	0.8
21		(22)	
710133		BEARING, REAR WHEEL(ONE)	0.5
710133G		.Replace 1 bearing add	0.1
23	7101D1	BEARING, FINAL DRIVEN FLANGE ..	0.5

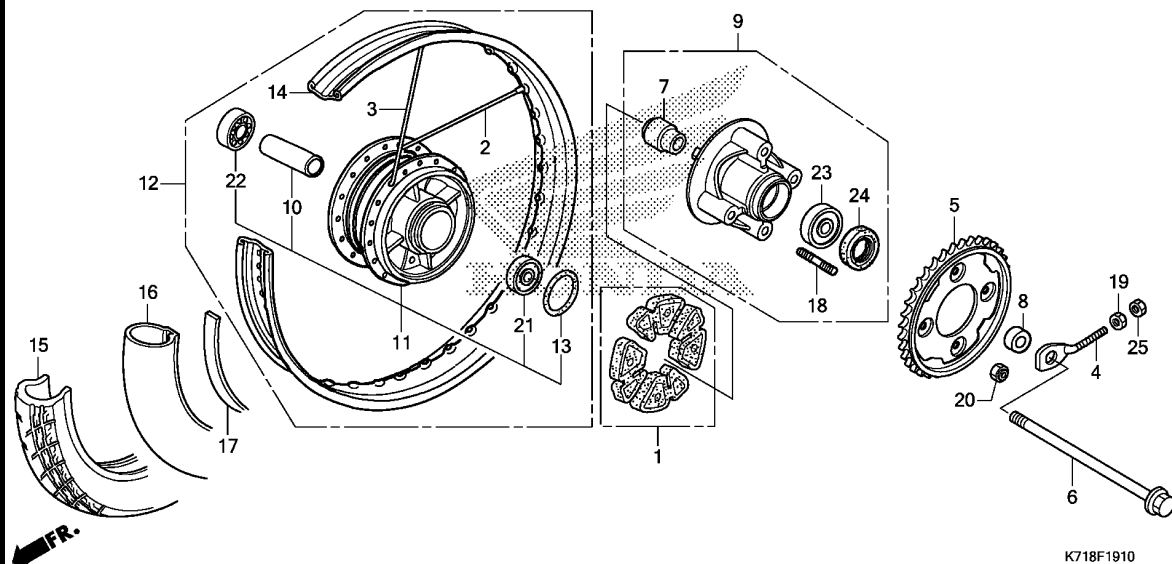
Ref. No.	Part No.	Description	Reqd. QTY		Serial No.	Parts catalogue code
			AFS110 MD G	MCS G		
1	06410-KWB-600	DAMPER SET, WHEEL	1	-		
2	06420-KPH-700	SPOKE SET A, 10X159.0	18	-		
	06440-KWW-B20	SPOKE SET(A10X160.0)	18	-		
3	06421-KPH-700	SPOKE SET A, 10X158.5	18	-		
	06441-KWW-B20	SPOKE SET(A10X159.5)	18	-		
4	40543-KWB-600	ADJUSTER, R. CHAIN	1	-		
5	41200-KWB-840	SPROCKET COMP., FINAL DRIVEN	1	-		
		(37T)	1	-		
6	42301-KWW-640	AXLE, RR. WHEEL	1	-		
7	42303-KWW-B60	SLEEVE, RR. WHEEL	1	-		
8	42304-KFM-900	COLLAR, RR. WHEEL SIDE	1	-		
9	42615-K09-840	FLANGE SUB ASSY., FINAL DRIVEN	1	-		
10	42620-KFL-850	COLLAR, RR. AXLE DISTANCE ...	1	-		
11	42635-KWW-640ZA	HUB SUB ASSY., RR. WHEEL	1	-		
		*NH364M*SHEEN SILVER METALLIC	1	-		
12	42650-KYZ-M00ZA	WHEEL SUB ASSY., RR.	1	-		
		*NH364M*SHEEN SILVER METALLIC	1	-		
	42650-KYZ-T00ZA	*NH364M*SHEEN SILVER METALLIC	1	-		
13	42653-001-004	O-RING, 40.5X3	1	-		
		(NIPPON DUST KEEPER)	1	-		
14	42701-KFL-890	RIM, RR. WHEEL	1	-		
	42701-KPH-970	1	-		

3

F-19-10

REAR WHEEL(AFS110MD)

G 4



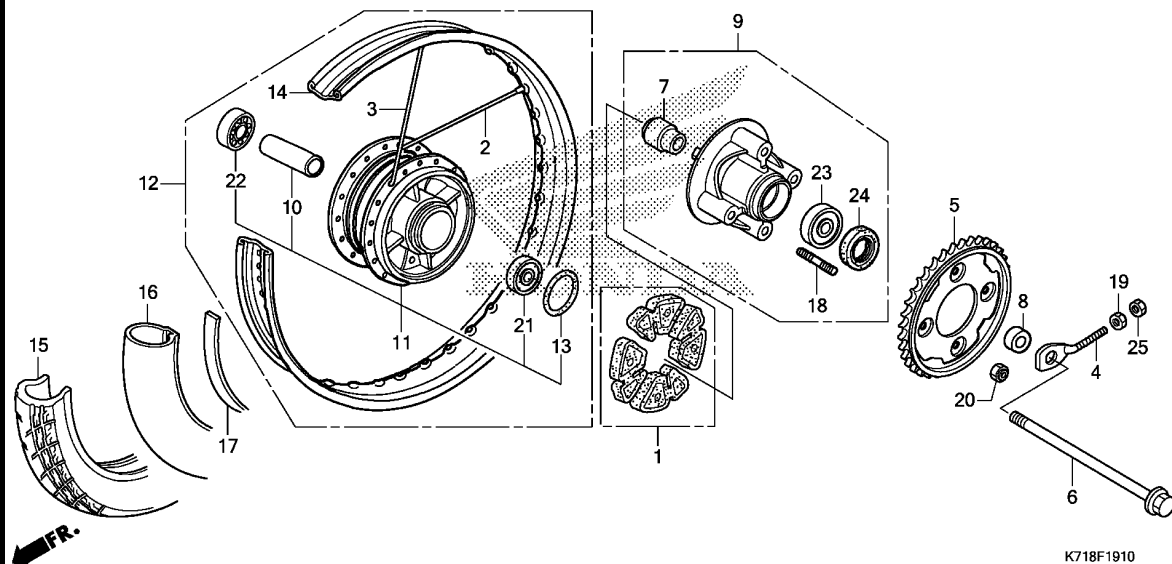
Ref. No.	Part No.	Description	Reqd. QTY		Serial No.	Parts catalogue code
			AFS110 MD G	MCS G		
15	42711-K09-C01	TIRE, RR.(YUANXING) (80/90-17 M/C 50P)	1	-		
	42711-KWW-641	TIRE, RR.(VEE) (80/90-17 M/C 50P)	1	-		
	42711-KWW-C01	TIRE, RR.(CHENG SHIN) (80/90-17 M/C 50P)	1	-		
	42711-KWZ-901	TIRE, RR.(IRC) (80/90-17 M/C 50P)	1	-		
16	42712-K09-C01	TUBE, TIRE(YUANXING) (80/90-17 M/C)	1	-		
	42712-KBA-903	TUBE, TIRE(IRC)(80/90-17) ...	1	-		
	42712-KWW-641	TUBE, TIRE(VEE)(80/90-17) ...	1	-		
	42712-KWW-C01	TUBE, TIRE(CHENG SHIN) (80/90-17 M/C)	1	-		
17	42713-102-005	FLAP, TIRE(IRC)	1	-		
	42713-K09-C01	FLAP, TIRE(YUANXING)	1	-		
	42713-KVR-C02	FLAP, TIRE(CHENG SHIN)	1	-		
	42713-KWW-B22	FLAP, TIRE(VEE)	1	-		
18	90128-KWB-600	BOLT, STUD, 8X18	4	-		
19	90302-KBP-900	NUT, SPECIAL, 6MM	1	-		
20	90309-KPH-971	NUT, U, 8MM(FUJI SEIMITSU) ..	4	-		
21	91051-KWW-A81	BEARING, RADIAL BALL, 6201U (SKF)	1	-		
	91052-KVB-901	BEARING, RADIAL BALL, 6201U (FUJIKOSHI)	1	-		
	91052-KVB-S51	BEARING, RADIAL BALL, 6201U (NSK)	1	-		

3

F-19-10

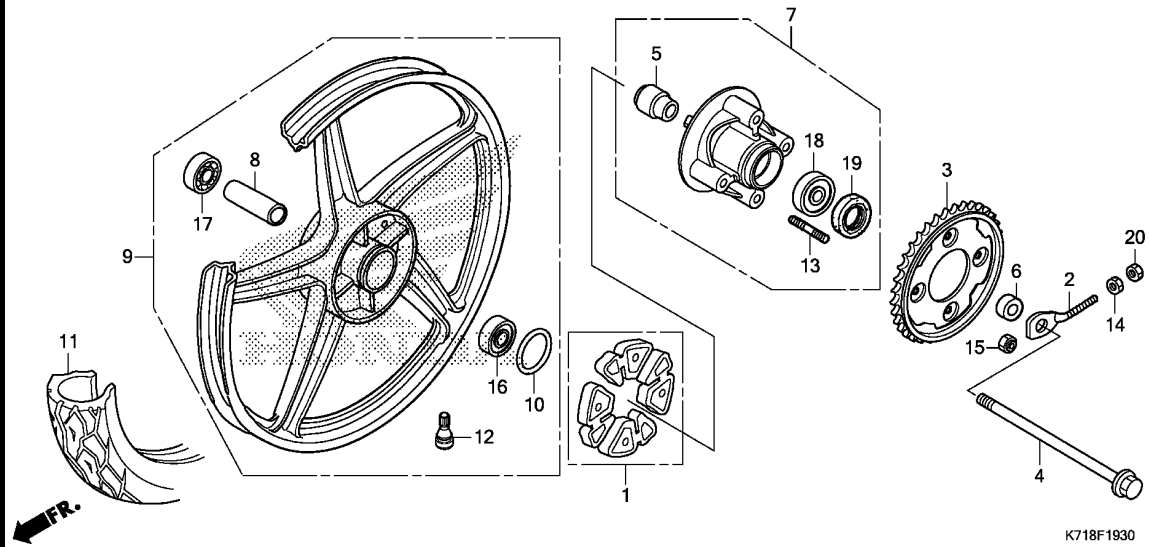
REAR WHEEL(AFS110MD)

G 5



Ref. No.	Part No.	Description	Reqd. QTY		Serial No.	Parts catalogue code
			AFS110 MD G	MCS G		
21)	91052-KWB-601	BEARING, RADIAL BALL, 6201U (NTN)	1	-		
	91052-KWW-641	BEARING, RADIAL BALL, 6201U (SCHAEFFLER)	1	-		
22	91052-KWW-A81	BEARING, RADIAL BALL, 6301U (SKF)	1	-		
	91053-KSS-901	BEARING, RADIAL BALL, 6301U (FUJIKOSHI)	1	-		
	91053-KWB-601	BEARING, RADIAL BALL, 6301U (NTN)	1	-		
	91053-KWW-641	BEARING, RADIAL BALL, 6301U (NSK)	1	-		
	91053-KWW-642	BEARING, RADIAL BALL, 6301U (FAG)	1	-		
23	91053-KWW-A81	BEARING, RADIAL BALL, 6203U (SKF)	1	-		
	91054-K09-841	BEARING, RADIAL BALL, 6203U (FUJIKOSHI)	1	-		
	91054-KWB-601	BEARING, RADIAL BALL, 6203U (NTN)	1	-		
	91054-KWW-641	BEARING, RADIAL BALL, 6203U (NSK)	1	-		
	91054-KWW-642	BEARING, RADIAL BALL, 6203U (FAG)	1	-		
24	91251-KGH-901	DUST SEAL, 27X40X4.5(ARAI)	..	1		
	91251-KGH-902	DUST SEAL, 27X40X4.5(NOK)	...	1		
	91251-KPH-881	DUST SEAL, 27X40X4.5(ARAI)	...	1		
25	94001-06000-0S	NUT, HEX., 6MM	1	-		

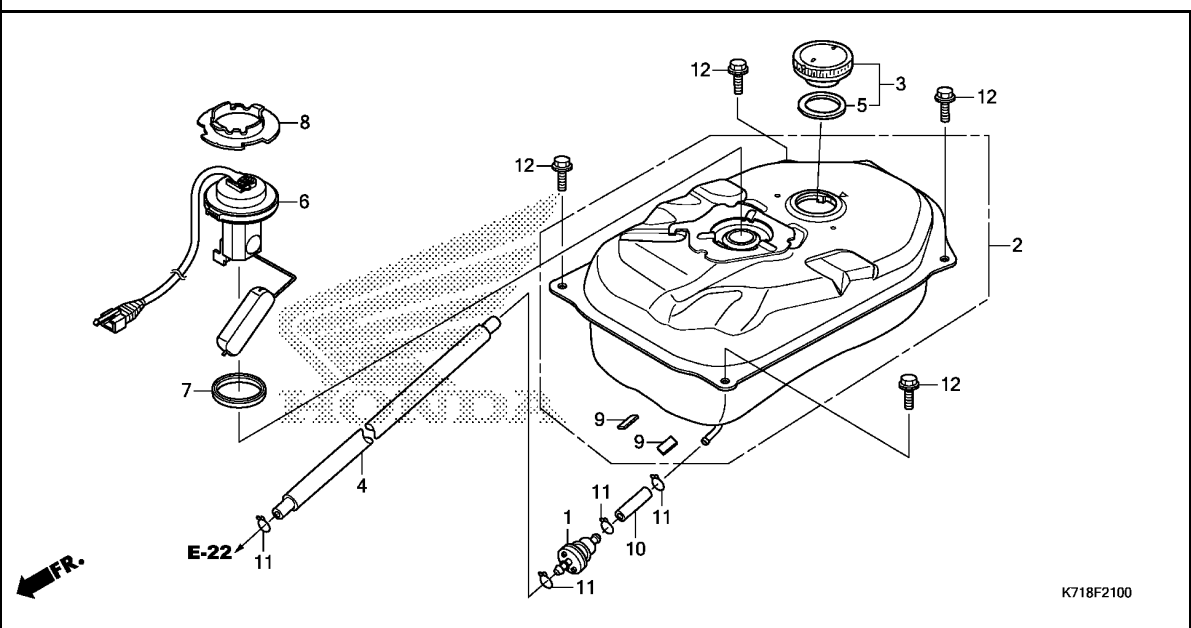
3



Ref. No.	L.O.N.	(Relative ref. Number) Description	F.R.T.
1		(10)	
710157		DAMPER, REAR WHEEL	0.3
3	7101A0	SPROCKET, FINAL DRIVEN	0.4
4		(19)	
710160		AXLE, REAR WHEEL	0.3
7	7101A5	FLANGE ASSY., FINAL DRIVEN ...	0.4
9	7101G6	REAR WHEEL(A)	0.6
11	710142	REAR TIRE(ONE)	0.6
16		(17)	
710133		BEARING, REAR WHEEL(ONE)	0.5
710133G		.Replace 1 bearing add	0.1
18	7101D1	BEARING, FINAL DRIVEN FLANGE ..	0.5

Ref. No.	Part No.	Description	Reqd. QTY		Serial No.	Parts catalogue code
			AFS110 MD G	MCS G		
1	06410-KWB-600	DAMPER SET, WHEEL	-	1		
2	40543-KWB-600	ADJUSTER, R. CHAIN	-	1		
		(L. SIDE)				
3	41200-KWB-840	SPROCKET COMP., FINAL DRIVEN (37T)	-	1		
4	42301-KWW-640	AXLE, RR. WHEEL	-	1		
5	42303-KWW-B60	SLEEVE, RR. WHEEL	-	1		
6	42304-KFM-900	COLLAR, RR. WHEEL SIDE	-	1		
7	42615-K09-840	FLANGE SUB ASSY., FINAL DRIVEN	-	1		
8	42620-KFL-850	COLLAR, RR. AXLE DISTANCE ...	-	1		
9	42650-K71-M10ZA	WHEEL SUB ASSY., RR. *NH303M*				
		MAT AXIS GRAY METALLIC	-	1		
10	42653-001-004	O-RING, 40.5X3 (NIPPON DUST KEEPER)	-	1		
11	42711-K07-M01	TIRE, RR.(IRC) (80/90-17M/C 50P)	-	1		
	42711-K07-M02	TIRE, RR.(CONTINENTAL) (80/90-17M/C 50P)	-	1		
12	42753-GM9-743	VALVE, RIM(IRC)	-	1		
13	90128-KWB-600	BOLT, STUD, 8X18	-	4		
14	90302-KBP-900	NUT, SPECIAL, 6MM	-	1		
15	90309-KPH-971	NUT, U, 8MM(FUJI SEIMITSU) ..	-	4		
16	91051-KWW-A81	BEARING, RADIAL BALL, 6201U (SKF)	-	1		

Ref. No.	Part No.	Description	Reqd. QTY		Serial No.	Parts catalogue code
			AFS110 MD G	MCS G		
16)	91052-KVB-901	BEARING, RADIAL BALL, 6201U (FUJIKOSHI)	-	1		
	91052-KVB-S51	BEARING, RADIAL BALL, 6201U (NSK)	-	1		
	91052-KWB-601	BEARING, RADIAL BALL, 6201U (NTN)	-	1		
	91052-KWW-641	BEARING, RADIAL BALL, 6201U (SCHAEFFLER)	-	1		
17	91052-KWW-A81	BEARING, RADIAL BALL, 6301U (SKF)	-	1		
	91053-KSS-901	BEARING, RADIAL BALL, 6301U (FUJIKOSHI)	-	1		
	91053-KWB-601	BEARING, RADIAL BALL, 6301U (NTN)	-	1		
	91053-KWW-641	BEARING, RADIAL BALL, 6301U (NSK)	-	1		
	91053-KWW-642	BEARING, RADIAL BALL, 6301U (FAG)	-	1		
18	91053-KWW-A81	BEARING, RADIAL BALL, 6203U (SKF)	-	1		
	91054-K09-841	BEARING, RADIAL BALL, 6203U (FUJIKOSHI)	-	1		
	91054-KWB-601	BEARING, RADIAL BALL, 6203U (NTN)	-	1		
	91054-KWW-641	BEARING, RADIAL BALL, 6203U (NSK)	-	1		
	91054-KWW-642	BEARING, RADIAL BALL, 6203U (FAG)	-	1		
19	91251-KGH-901	DUST SEAL, 27X40X4.5(ARAI)	..	-	1	
	91251-KGH-902	DUST SEAL, 27X40X4.5(NOK)	...	-	1	
	91251-KPH-881	DUST SEAL, 27X40X4.5(ARAI)	..	-	1	
20	94001-06000-0S	NUT, HEX., 6MM	-	1		



Ref. No.	L.O.N.	(Relative ref. Number) Description	F.R.T.
1	310160	STRAINER, FUEL	0.5
2	310100	TANK, FUEL	0.7
4	3101B5	TUBE, FUEL	0.5
6	617105	FUEL TANK SENDING UNIT	0.8

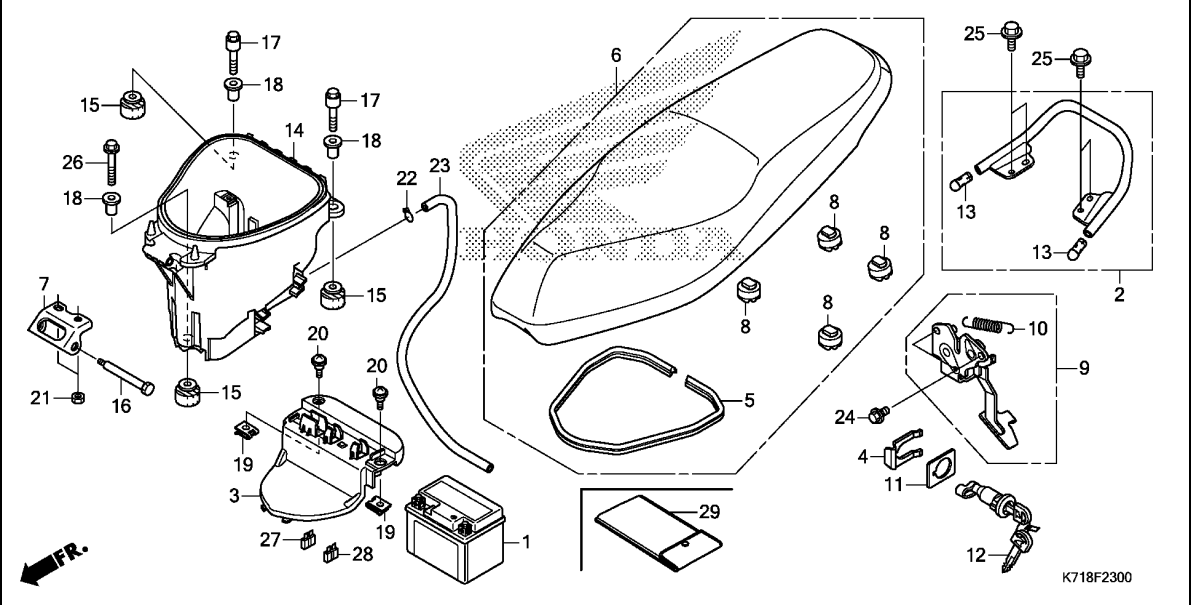


Ref. No.	Part No.	Description	Reqd. QTY		Serial No.	Parts catalogue code
			AFS110 MD G	MCS G		
1	16910-KFM-902	STRAINER COMP., FUEL	1	1		
2	17500-K71-M00	TANK ASSY., FUEL	1	1		
3	17620-KGH-600	CAP, FUEL FILLER	1	1		
4	17630-KWW-A00	TUBE, FUEL, 5.3X580	1	1		
5	17631-KEV-900	PACKING, FUEL FILLER CAP	1	1		
6	37800-K71-M01	FUEL UNIT	1	1		
7	37801-GA7-700	PACKING, BASE	1	1		
8	37802-GA7-700	RETAINER, FUEL UNIT	1	1		
9	81257-KWC-900	RUBBER, PROTECTOR	2	2		
10	95001-55045-40	TUBE, FUEL, 5.3X45 (95001-55001-60M)	1	1		
11	95002-02100	CLIP, TUBE(B10)	4	4		
12	95701-06012-08	BOLT, FLANGE, 6X12	4	4		

F-23

SEAT/LUGGAGE BOX

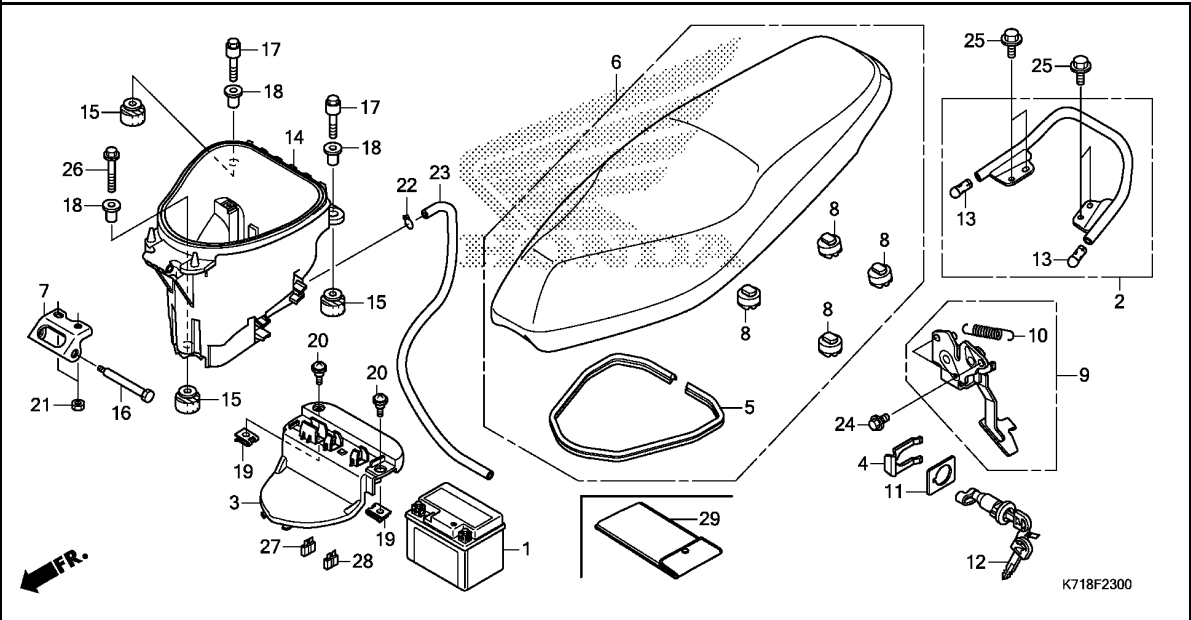
G 9



Ref. No.	L.O.N.	(Relative ref. Number) Description	F.R.T.
1	610100	BATTERY	0.2
2	4131F6	RAIL, GRAB :REAR	0.1
6	4131E4	SEAT :DOUBLE	0.1
7	4131P0	HINGE, SEAT	0.1
9	4131E8	CATCH, SEAT :REAR SIDE	0.7
12	4131F2	KEY, SEAT LOCK	0.6
14	412102	BOX, LUGGAGE	0.8

Ref. No.	Part No.	Description	Reqd. QTY		Serial No.	Parts catalogue code
			AFS110 MD G	MCS G		
1	31500-KVB-T01	BATTERY (FTZ4V) (FURUKAWA)	1	1		
	31500-KVB-T02	BATTERY (YTZ4V) (YUASA)	1	1		
2	50300-K71-M00	RAIL ASSY., RR. GRAB	1	1		
3	50381-K71-M00	COVER, BATTERY	1	1		
4	75581-GN8-920	SPRING, LOCK KEY SETTING	1	1		
5	77115-KWB-600	RUBBER, SEAL	1	1		
6	77200-K71-M00	SEAT ASSY., DOUBLE	1	1		
7	77201-KWW-B20	HINGE, SEAT	1	1		
8	77214-KPH-900	RUBBER B, SEAT SETTING	4	4		
9	77230-K71-M00	CATCH COMP., SEAT	1	1		
10	77234-GN2-000	SPRING, SEAT LOCK	1	1		
11	77236-GW0-000	WASHER, SEAT LOCK	1	1		
12	77239-KZV-M01	LOCK ASSY., SEAT	1	1		
13	81201-KSY-940	CAP, RR. CARRIER	2	2		
14	81250-K71-M00	BOX, LUGGAGE	1	1		
15	81253-KPH-900	RUBBER, LUGGAGE BOX MOUNTING	3	3		
16	90105-KPH-901	BOLT, SEAT HINGE	1	1		
17	90129-KWB-600	BOLT, SPECIAL, 6X30	2	2		
18	90502-KWW-C00	COLLAR, 6.2X20	3	3		
19	90677-KAN-T00	NUT, CLIP, 5MM	2	2		
20	91509-GE2-760	SCREW, PAN, 5X11.5	2	2		
21	94001-06070-0S	NUT, HEX., 6MM	2	2		
22	95002-02080	CLIP, TUBE(B8)	1	1		
23	95005-45400-50	TUBE, 4.5X400(95005-45001-50M)	1	1		
24	95701-06012-00	BOLT, FLANGE, 6X12	2	2		

3



Ref. No.	Part No.	Description	Reqd. QTY		Serial No.	Parts catalogue code
			AFS110 MD G	MCS G		

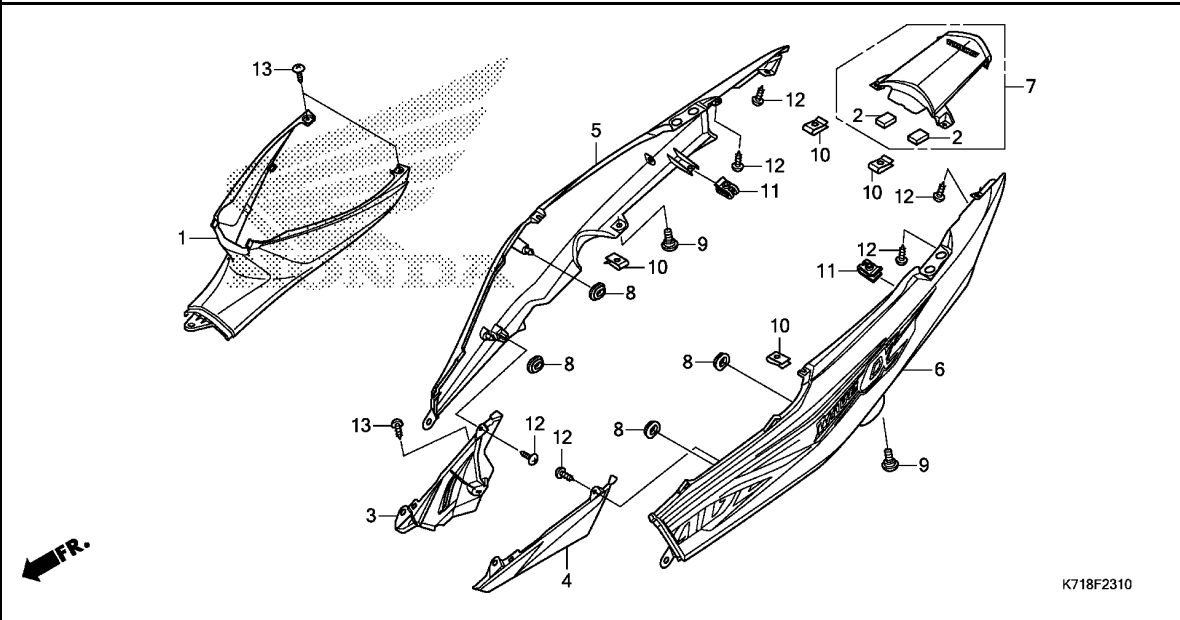
25	95701-08014-07	BOLT, FLANGE, 8X14	4	4		
26	96001-06030-00	BOLT, FLANGE, 6X30	1	1		
27	98200-40750	FUSE, MINI (7.5A)	1	1		
28	98200-41000	FUSE, MINI (10A)	1	1		
29	83642-171-000	BAG, OWNERS MANUAL	1	1		

3

F-23-10

BODY COVER

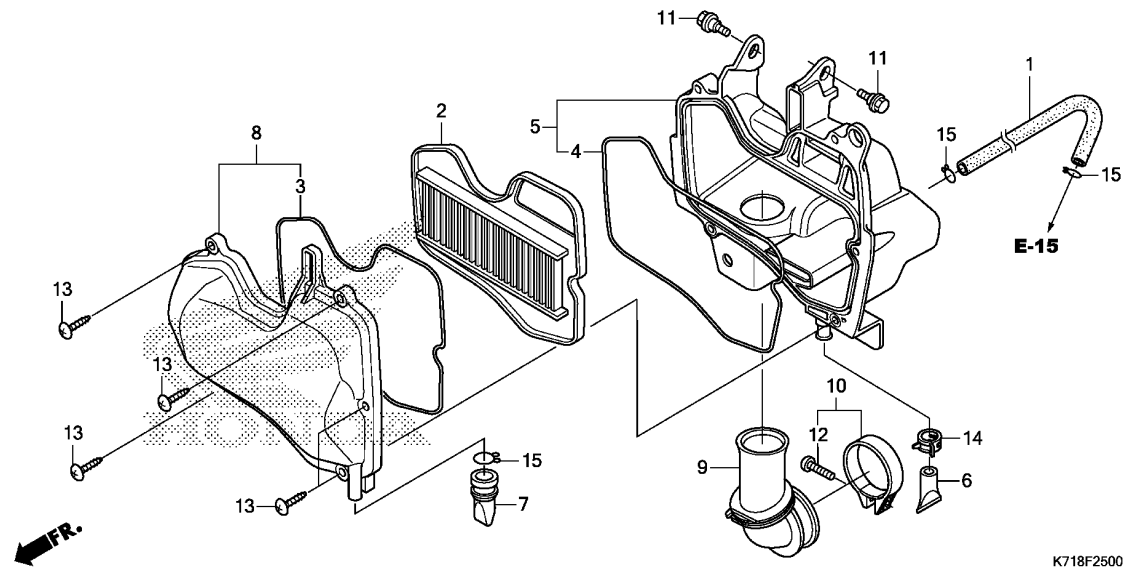
G11



Ref. No.	L.O.N.	(Relative ref. Number) Description	F.R.T.
1	4131R6	COVER, BODY :CENTER	0.3
3	4131J4	COVER, BODY SIDE :RIGHT	0.5
4	4131J3	COVER, BODY SIDE :LEFT	0.5
	4131L6	COVER, BODY SIDE :BOTH	0.6
5	4131J0	COVER, BODY :RIGHT	0.6
6	4131H9	COVER, BODY :LEFT	0.6
	4131J1	COVER, BODY :BOTH	0.6
7	4131J2	COVER, BODY :REAR	0.6

Ref. No.	Part No.	Description	Reqd. QTY		Serial No.	Parts catalogue code
			AFS110 MD G	MCS MC G		
1	64340-K57-V00	COVER, CENTER	1	1		
2	64341-KWW-A00	RUBBER, CUSHION	2	2		
3	64560-K57-V00ZA	COVER, R. BODY LOWER *NH1*.....BLACK	1	1		
4	64565-K57-V00ZA	COVER, L. BODY LOWER *NH1*.....BLACK	1	1		
5	64600-K71-M00ZA	COVER SET, R. BODY(WL) *TYPE3*	1	1		
	64600-K71-M00ZB	*TYPE2*	1	1		
	64600-K71-M00ZC	*TYPE1*	1	1		
6	64650-K71-M00ZA	COVER SET, L. BODY(WL) *TYPE3*	1	1		
	64650-K71-M00ZB	*TYPE2*	1	1		
	64650-K71-M00ZC	*TYPE1*	1	1		
7	83500-K71-M00ZA	COVER SET, TAIL(WL) *NHA69P*	1	1		
8	83551-GE2-000	PEARL MAGELLANIC BLACK GROMMET, AIR CLEANER CASE ...	4	4		
9	90115-KW7-900	SCREW, VISOR SPECIAL SETTING	2	2		
10	90302-KWW-A00	NUT, SPRING, 4MM	4	4		
11	90677-KAN-T00	NUT, CLIP, 5MM	2	2		
12	93903-34310	SCREW, TAPPING, 4X12	6	6		
13	93903-34380	SCREW, TAPPING, 4X12	3	3		

3



Ref. No.	L.O.N.	(Relative ref. Number) Description	F.R.T.
2		(3,4)	
2	312105	ELEMENT, AIR CLEANER	0.2
5	3121A5	CASE, AIR CLEANER	0.6
8	312102	COVER, AIR CLEANER CASE	0.2
9	3121B6	TUBE, AIR CLEANER CONNECTING ..	0.6

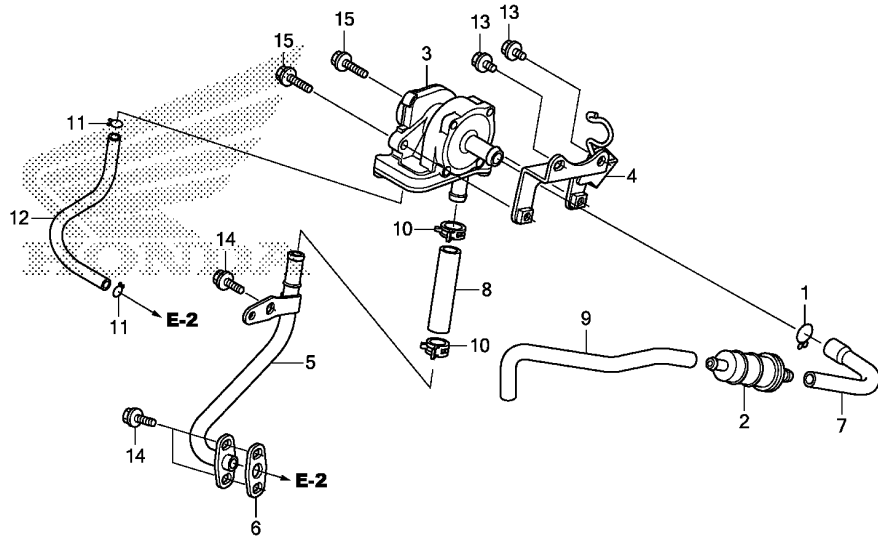
3

Ref. No.	Part No.	Description	Reqd. QTY		Serial No.	Parts catalogue code
			AFS110 MD G	MCS G		
1	15761-KWB-600	HOSE, BREATHER	1	1		
2	17210-KWW-B20	ELEMENT COMP., AIR CLEANER ..	1	1		
3	17213-KWB-600	SEAL, AIR CLEANER COVER	1	1		
4	17214-KWB-920	SEAL, AIR CLEANER CASE	1	1		
5	17225-KWW-A80	CASE SUB ASSY., AIR CLEANER ..	1	1		
6	17227-KTE-910	TUBE, VINYL, 11X15X40	1	1		
7	17234-KWW-B80	TUBE, AIR CLEANER DRAIN	1	1		
8	17235-KWW-B20	COVER SUB ASSY., AIR CLEANER ..	1	1		
9	17253-KWB-920	TUBE, AIR CLEANER CONNECTING ..	1	1		
10	17255-329-000	BAND A, AIR CLEANER CONNECTING TUBE	1	1		
11	90116-KVB-900	BOLT, FLANGE, 6MM	2	2		
12	93500-05025-0G	SCREW, PAN, 5X25	1	1		
13	93903-25510	SCREW, TAPPING, 5X25	5	5		
14	95002-41300-08	CLAMP, TUBE(D13)	1	1		
15	95002-80000	CLIP, TUBE(C12)	3	3		

F-25-20

AIR SUCTION VALVE

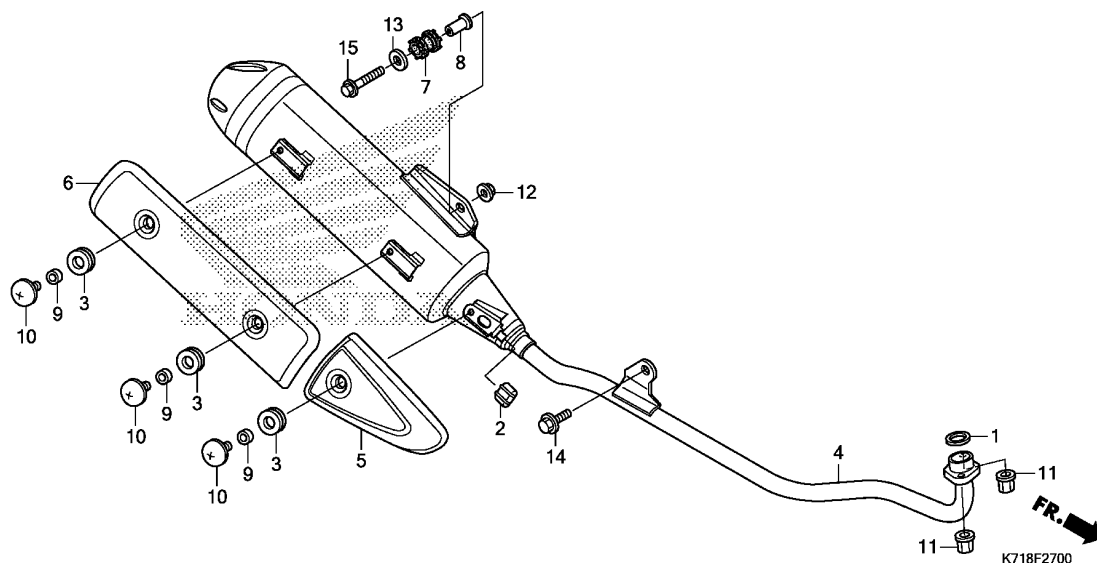
G13



Ref. No.	L.O.N.	(Relative ref. Number) Description	F.R.T.
2	3141B4	FILTER, SECONDARY AIR SUPPLY	0.4
3	314130	VALVE, SECONDARY AIR CONTROL	0.5
5	3111D1	PIPE, SECONDARY AIR	0.4
9	3111D2	TUBE, SECONDARY AIR CONTROL VALVE	0.4

Ref. No.	Part No.	Description	Reqd. QTY		Serial No.	Parts catalogue code
			AFS110 MD G	MCS G		
1	15771-KV6-000	CLIP, OIL DRAIN TUBE	1	1		
2	17260-KRS-T00	FILTER COMP., AIR	1	1		
3	18600-KWW-B21	VALVE ASSY., AIR SUCTION	1	1		
4	18620-K71-M00	STAY, AIR SUCTION VALVE	1	1		
5	18640-KWB-920	PIPE COMP., AIR FEED	1	1		
6	18645-MT4-730	GASKET, AIR FEED PIPE	1	1		
7	18652-KWW-A80	TUBE A, AIR INJECTION CONTROL VALVE	1	1		
8	18653-KWW-B20	TUBE B, AIR INJECTION CONTROL VALVE	1	1		
9	18654-KWW-A80	TUBE C, AIR SUCTION VALVE	1	1		
10	90678-MN5-000	CLIP, FUEL HOSE	2	2		
11	95002-02070	CLIP, TUBE(B7)	2	2		
12	95005-35110-20	TUBE, 3.5X110(95005-35001-20M)	1	1		
13	95701-06008-00	BOLT, FLANGE, 6X8	2	2		
14	96001-06016-00	BOLT, FLANGE, 6X16	3	3		
15	96001-06018-00	BOLT, FLANGE, 6X18	2	2		

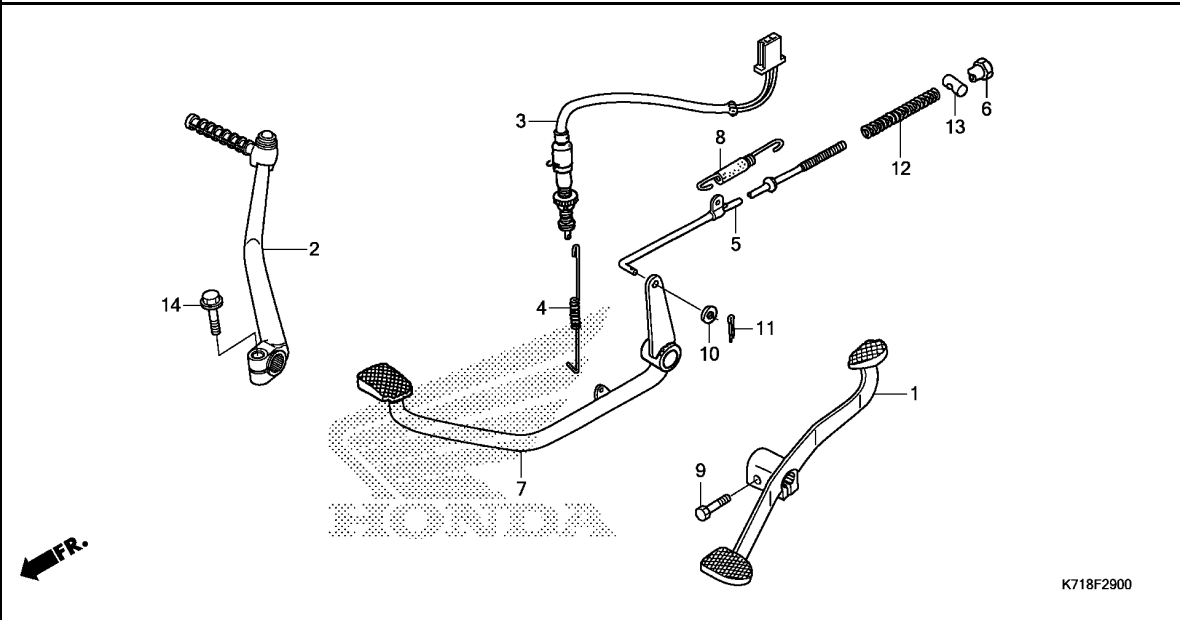
3



Ref. No.	L.O.N.	(Relative ref. Number) Description	F.R.T.
1	3131B4	GASKET, EXHAUST PIPE	0.2
4	313120	MUFFLER	0.2
5	3131B3	COVER, MUFFLER :FRONT	0.1
6	3131D3	COVER, MUFFLER :REAR	0.1

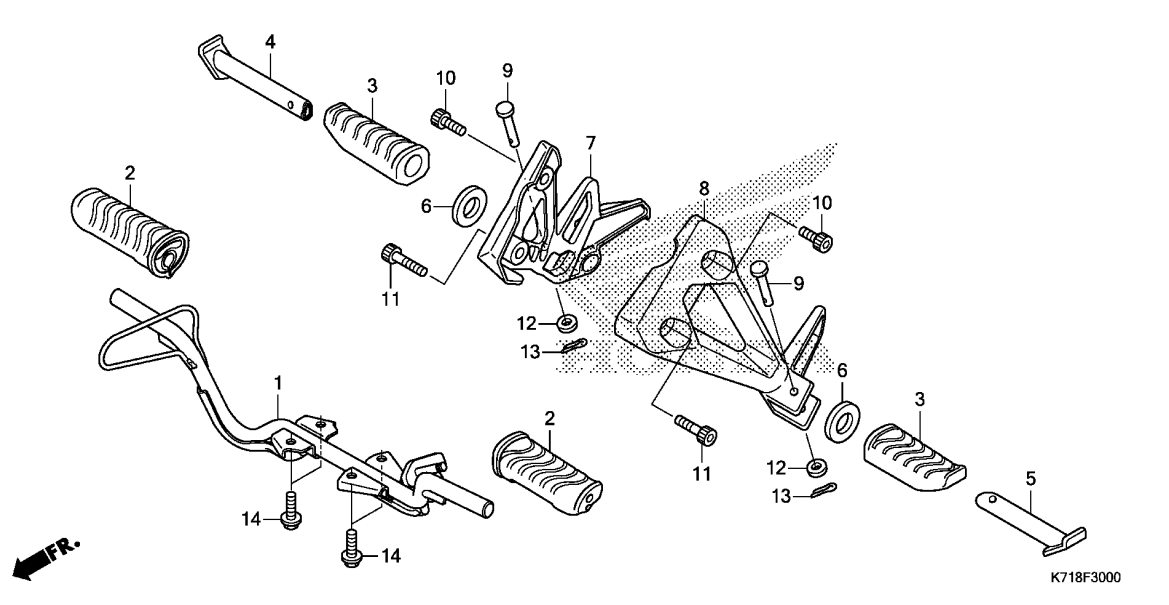
3

Ref. No.	Part No.	Description	Reqd. QTY		Serial No.	Parts catalogue code
			AFS110 MD G	MCS G		
1	18291-GE2-921	GASKET, EX. PIPE	1	1		
2	18293-KPK-900	RUBBER, PROTECTOR PACKING ...	1	1		
3	18345-MBT-610	RUBBER, PROTECTOR MOUNTING ..	3	3		
4	18350-K71-M00	MUFFLER COMP., EX.	1	1		
5	18355-KWW-V00	COVER A, MUFFLER	1	1		
6	18357-KWW-V00	COVER B, MUFFLER	1	1		
7	18421-KBA-900	RUBBER, MUFFLER MOUNTING	1	1		
8	18422-KBA-900	COLLAR, MUFFLER MOUNTING	1	1		
9	33619-459-840	COLLAR, WINKER STAY	3	3		
10	90107-KVV-900	BOLT, BODY COVER SETTING	3	3		
11	90301-KWB-600	NUT, FLANGE, 8MM	2	2		
12	94050-08000	NUT, FLANGE, 8MM	1	1		
13	94103-08000	WASHER, PLAIN, 8MM	1	1		
14	95701-08012-00	BOLT, FLANGE, 8X12	1	1		
15	95701-08045-00	BOLT, FLANGE, 8X45	1	1		



Ref. No.	L.O.N.	(Relative ref. Number) Description	F.R.T.
1	4101A1	PEDAL, GEAR CHANGE	0.1
2	112107	ARM, KICK STARTER	0.1
3	6151B5	SWITCH, REAR STOP :PEDAL SIDE	0.6
5	811135	ROD, REAR BRAKE	0.5
7	810160	PEDAL, REAR BRAKE	0.5

Ref. No.	Part No.	Description	Reqd. QTY		Serial No.	Parts catalogue code
			AFS110 MD G	MCS G		
1	24701-KWW-621	PEDAL, GEAR CHANGE	1	1		
2	28300-K71-M00	ARM ASSY., KICK STARTER	1	1		
3	35350-KWW-C01	SWITCH ASSY., RR. STOP	1	1		
4	35357-KCC-900	SPRING, STOP SWITCH	1	1		
5	43451-KWW-640	ROD COMP., RR. BRAKE	1	1		
6	43459-GN5-760	NUT, BRAKE ROD ADJUSTING	1	1		
7	46500-K09-840	PEDAL COMP., BRAKE	1	1		
8	46513-KBP-900	SPRING ASSY., RR. BRAKE RETURN	1	1		
9	92101-06020-0A	BOLT, HEX., 6X20	1	1		
10	94101-05000	WASHER, PLAIN, 5MM	1	1		
11	94201-20150	PIN, SPLIT, 2.0X15	1	1		
12	95014-73100	SPRING A, BRAKE ROD	1	1		
13	95015-32001	JOINT B, BRAKE ARM	1	1		
14	95701-06025-00	BOLT, FLANGE, 6X25	1	1		



Ref. No.	L.O.N.	(Relative ref. Number) Description	F.R.T.
1	410145	BAR, STEP	0.4
2	4101D3	RUBBER, STEP :LEFT	0.1
	4101D4	RUBBER, STEP :RIGHT	0.1
	4101L8	RUBBER, STEP :BOTH	0.1
3	4101DX	RUBBER, PILLION STEP :LEFT ...	0.1
	4101DY	RUBBER, PILLION STEP :RIGHT ..	0.1
	4101DZ	RUBBER, PILLION STEP :BOTH ...	0.2
4	4101C8	BAR, PILLION STEP :RIGHT	0.1
5	4101C7	BAR, PILLION STEP :LEFT	0.1
	4101P4	BAR, PILLION STEP :BOTH	0.2
7	4101D0	BRACKET, PILLION STEP :RIGHT ..	0.2
8	4101C9	BRACKET, PILLION STEP :LEFT ..	0.2
	4101K4	BRACKET, PILLION STEP :BOTH ...	0.4

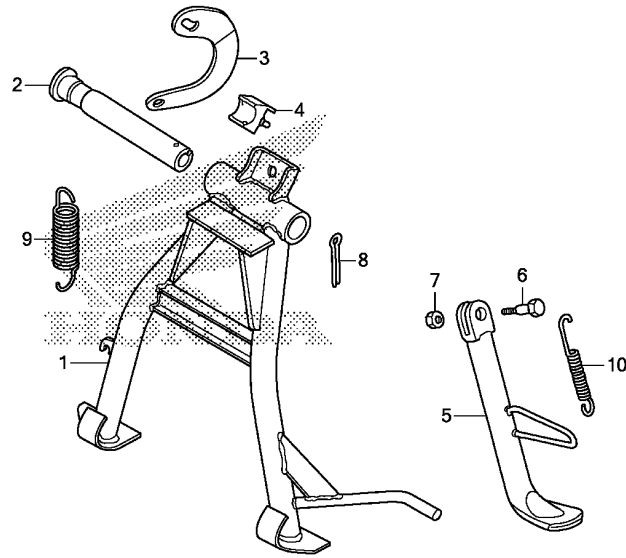
3

Ref. No.	Part No.	Description	Reqd. QTY		Serial No.	Parts catalogue code
			AFS110 MD G	MCS G		
1	50610-K71-M00	BAR COMP., STEP	1	1		
2	50661-KWB-600	RUBBER, STEP	2	2		
3	50710-KWB-600	RUBBER, PILLION STEP	2	2		
4	50711-KBP-900	BAR, R. PILLION STEP	1	1		
5	50712-KBP-900	BAR, L. PILLION STEP	1	1		
6	50715-KE8-000	PLATE, PILLION STEP SIDE	2	2		
7	50715-KWW-640	HOLDER, R. PILLION STEP	1	1		
8	50716-KWW-640	HOLDER, L. PILLION STEP	1	1		
9	90131-KWB-600	PIN, PILLION STEP	2	2		
10	90135-KWB-600	BOLT, SOCKET, 8X16	2	2		
11	90136-KWB-600	BOLT, SOCKET, 8X32	2	2		
12	94101-06000	WASHER, PLAIN, 6MM	2	2		
13	94201-16150	PIN, SPLIT, 1.6X15	2	2		
14	95701-08018-00	BOLT, FLANGE, 8X18	4	4		

F-31

STAND

H 1



K718F3100

Ref. No.	L.O.N.	(Relative ref. Number) Description	F.R.T.
1		(2)	
410175		STAND, MAIN	0.5
5	410180	BAR, SIDE STAND	0.2
9		(3)	
410176		SPRING, MAIN STAND	0.2
10	410182	SPRING, SIDE STAND	0.1

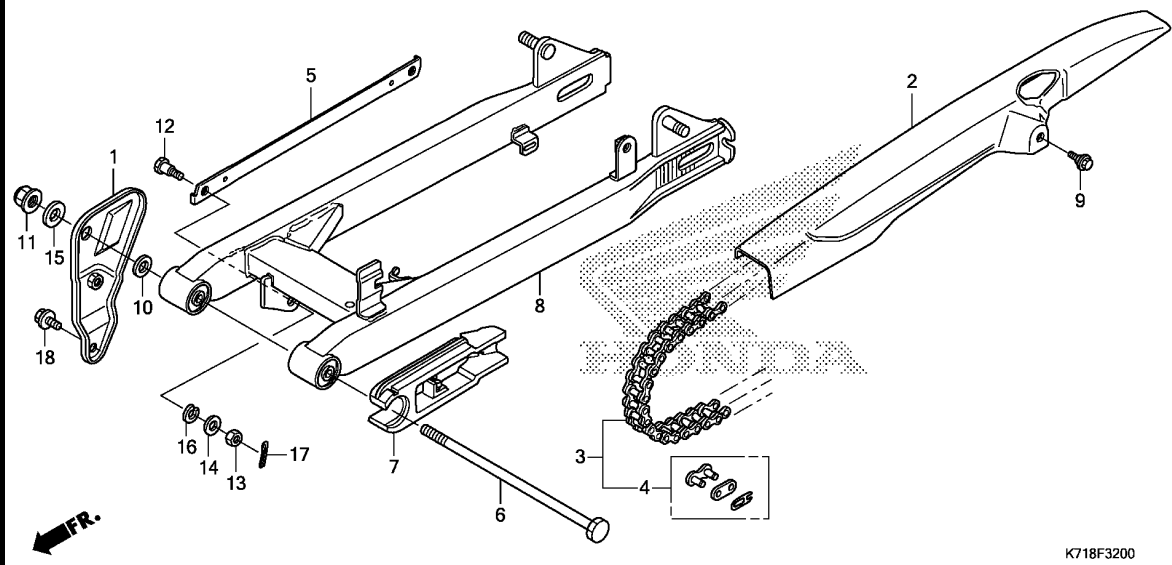
Ref. No.	Part No.	Description	Reqd. QTY		Serial No.	Parts catalogue code
			AFS110 MD G	MCS G		
1	50500-KWW-C00	STAND COMP., MAIN	1	1		
2	50512-KWW-620	SHAFT, RR. BRAKE PIVOT	1	1		
3	50523-KWW-C00	HOOK, MAIN STAND SPRING	1	1		
4	50524-397-000	RUBBER, STAND STOPPER	1	1		
5	50530-KWW-640	BAR COMP., SIDE STAND	1	1		
6	90108-223-000	SCREW, SIDE STAND PIVOT	1	1		
7	94002-10000-OS	NUT, HEX., 10MM	1	1		
8	94201-30300	PIN, SPLIT, 3.0X30	1	1		
9	95014-71102	SPRING A, MAIN STAND	1	1		
10	95014-72102	SPRING A, SIDE STAND	1	1		

3

F-32

SWINGARM

H 2



Ref. No.	L.O.N.	(Relative ref. Number) Description	F.R.T.
1	3131B7	BRACKET, MUFFLER	0.2
2	410195	CASE, DRIVE CHAIN	0.1
3	213165	CHAIN, DRIVE	0.2
5	7111H2	ARM, REAR BRAKE STOPPER	0.3
7	4101E5	SLIDER, CHAIN	0.3
8	5121B0	SWINGARM ASSEMBLY	0.8

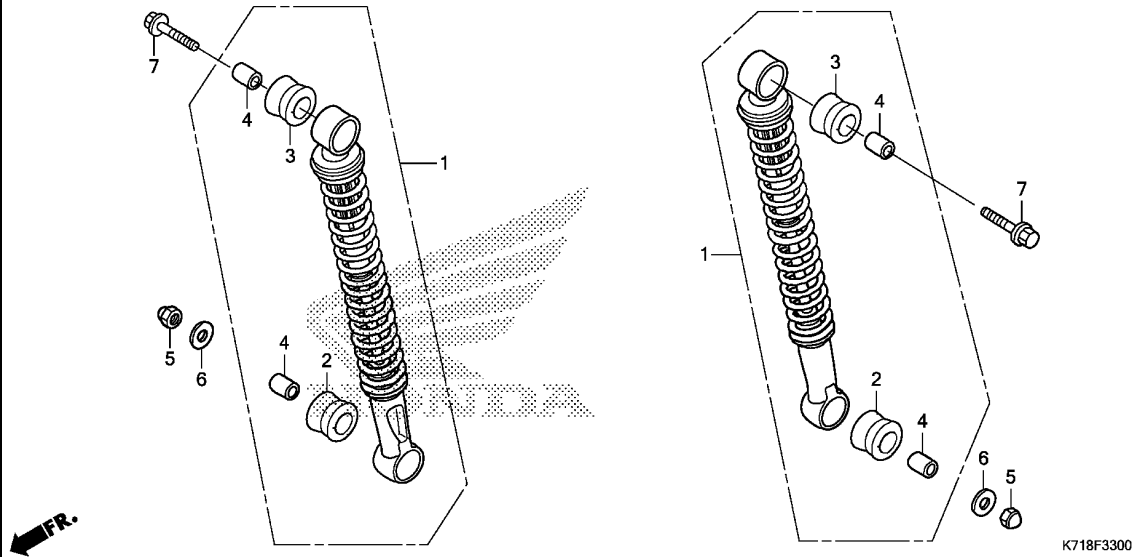
3

Ref. No.	Part No.	Description	Reqd. QTY		Serial No.	Parts catalogue code
			AFS110 MD G	MCS G		
1	18315-K71-M00	BRACKET, MUFFLER	1	1		
2	40510-KWW-C00	CASE, DRIVE CHAIN	1	1		
3	40530-KPH-902	CHAIN, DRIVE(DAIDO) (DID420AD-104RB)	1	1		
	40530-KYL-842	CHAIN, DRIVE(RK EXCEL) (420SL-104RJ)	1	1		
	40530-KYL-843	CHAIN, DRIVE(KMC) (420JB-104)	1	1		
4	40531-KWB-601	JOINT, DRIVE CHAIN(DAIDO) ...	1	1		
	40531-KWB-602	JOINT, DRIVE CHAIN(RK EXCEL)	1	1		
	40531-KWW-B21	JOINT, DRIVE CHAIN(KMC)	1	1		
5	43431-KWW-640	ARM, RR. BRAKE STOPPER	1	1		
6	52101-KWB-920	BOLT, SWINGARM PIVOT	1	1		
7	52170-KWW-C00	SLIDER, CHAIN	1	1		
8	52200-KWW-C00ZC	SWINGARM SUB ASSY., RR. *NH1*.....BLACK	1	1		
9	90111-187-000	BOLT, FLANGE, 6MM	1	1		
10	90122-KWB-600	WASHER, PIVOT BOLT	1	1		
11	90306-KGH-901	NUT, U, 12MM(FUJI SEIMITSU) ..	1	1		
12	92812-10000	BOLT A, STOPPER ARM	1	1		
13	94001-08000-0S	NUT, HEX., 8MM	1	1		
14	94101-08000	WASHER, PLAIN, 8MM	1	1		
15	94101-12000	WASHER, PLAIN, 12MM	1	1		
16	94111-10000	WASHER, SPRING, 10MM	1	1		
17	94201-20150	PIN, SPLIT, 2.0X15	1	1		
18	95701-08012-00	BOLT, FLANGE, 8X12	1	1		

F-33

REAR CUSHION

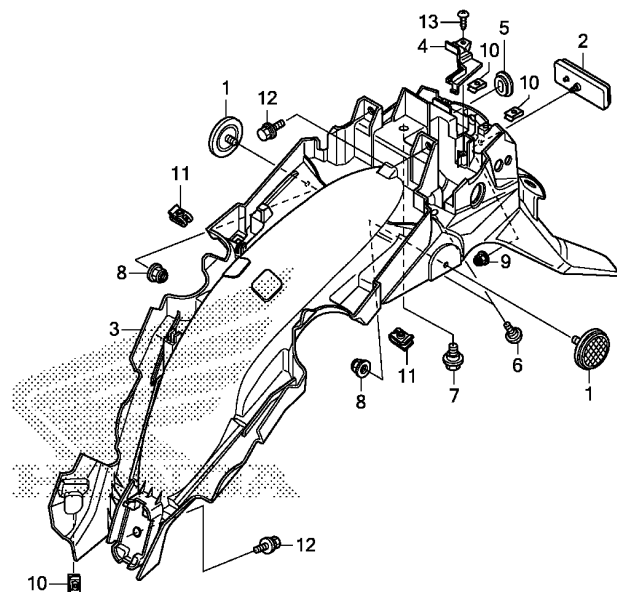
H 3



Ref. No.	L.O.N.	(Relative ref. Number) Description	F.R.T.
1	5121B6	CUSHION ASSY., REAR :LEFT	0.6
	5121B7	CUSHION ASSY., REAR :RIGHT ...	0.6
	5121B8	CUSHION ASSY., REAR :BOTH	0.7

Ref. No.	Part No.	Description	Reqd. QTY		Serial No.	Parts catalogue code
			AFS110 MD G	MCS G		
1	52400-K09-C01	CUSHION ASSY., RR. (BRIGHT STAR)	2	2		
	52400-KWW-663	CUSHION ASSY., RR. (CHUANNAN ABSORBER)	2	-		
2	52487-K09-C01	BUSH B, RUBBER (BRIGHT STAR)	2	2		
	52485-GGC-901	BUSH, RUBBER UPPER (CHUANNAN ABSORBER)	2	-		
3	52485-K09-C01	BUSH A, RUBBER (BRIGHT STAR)	2	2		
	52485-KWW-662	BUSH A, RUBBER (CHUANNAN ABSORBER)	2	-		
4	52486-K09-C01	COLLAR, RUBBER BUSH (BRIGHT STAR)	4	4		
	52486-GGC-901	COLLAR, RUBBER BUSH UPPER (CHUANNAN ABSORBER)	4	-		
5	90301-KTL-V00	NUT, HEX. CAP, 10MM	2	2		
6	90501-KWW-640	WASHER, PLAIN, 10MM	2	2		
7	95801-10035-00	BOLT, FLANGE, 10X35	2	2		

3

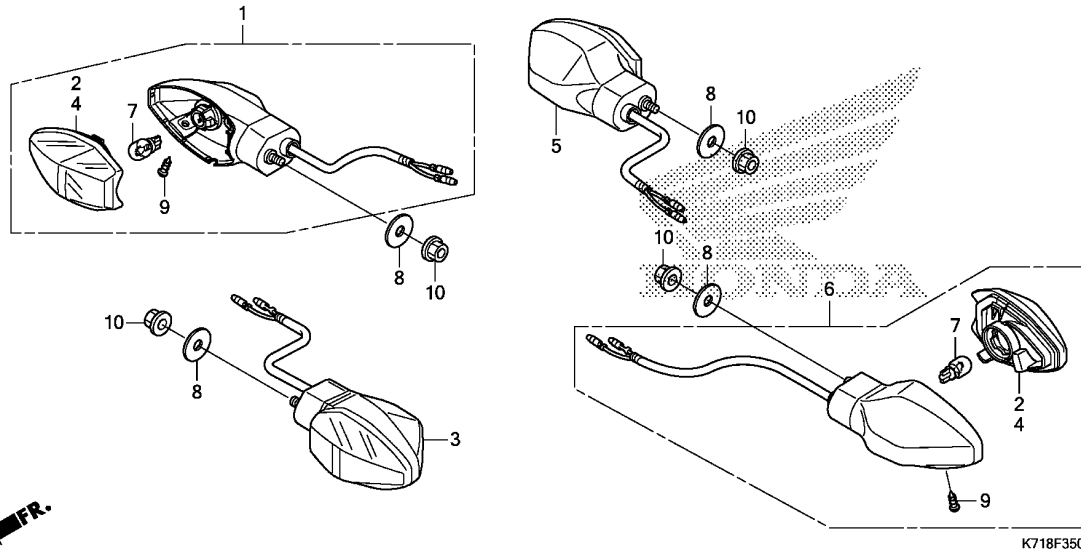


K718F3400

Ref. No.	L.O.N. (Relative ref. Number)	Description	F.R.T.
3	413102	FENDER, REAR	0.7

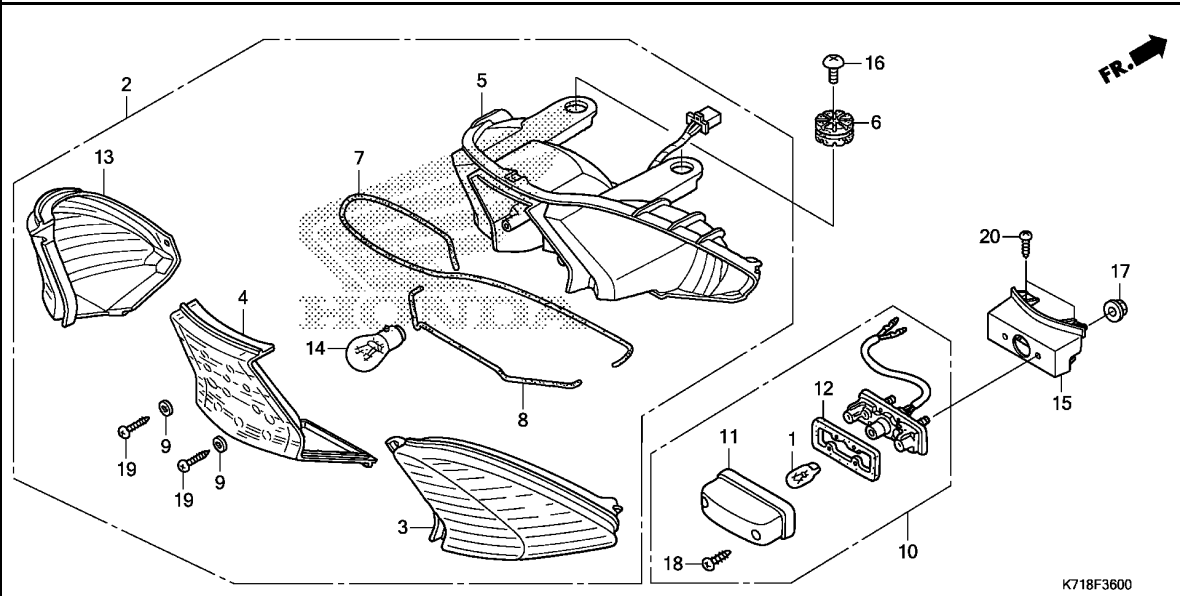
3

Ref. No.	Part No.	Description	Reqd. QTY		Serial No.	Parts catalogue code
			AFS110 MD G	MCS G		
1	33741-KTG-U01	REFLECTOR, FR. REFLEX(AMBER) (RR.)	2	2		
2	33741-KTT-951	REFLECTOR, RR. REFLEX	1	1		
3	80100-K71-M00	FENDER, RR.	1	1		
4	80120-K71-M00	COVER, SEAT LOCK	1	1		
5	83551-GE2-000	GROMMET, AIR CLEANER CASE ...	1	1		
6	90115-KWW-620	SCREW, VISOR SPECIAL SETTING	2	2		
7	90116-KVB-900	BOLT, FLANGE, 6MM	1	1		
8	90301-KGH-901	NUT, U, 6MM(FUJI SEIMITSU) ..	2	2		
9	90301-KWN-901	NUT, U, 5MM	1	1		
10	90302-KWW-A00	NUT, SPRING, 4MM	3	3		
11	90677-KAN-T00	NUT, CLIP, 5MM	2	2		
12	93404-06012-08	BOLT-WASHER, 6X12	3	3		
13	93903-34310	SCREW, TAPPING, 4X12	1	1		



Ref. No.	L.O.N.	(Relative ref. Number) Description	F.R.T.
1	6161C4	WINKER :RIGHT FRONT	0.2
3	6161C3	WINKER :LEFT FRONT	0.2
	6161C5	WINKER :BOTH FRONT	0.3
5	6161C7	WINKER :RIGHT REAR	0.6
6	6161C6	WINKER :LEFT REAR	0.6
	6161C8	WINKER :BOTH REAR	0.6
7		(2,4)	
	616133	BULB, WINKER :FRONT	0.1
		.NOTE: Same time for two units	
	616139	BULB, WINKER :REAR	0.1
		.NOTE: Same time for two units	
	6161G0	BULB, WINKER :FOR 1 VEHICLE ..	0.2

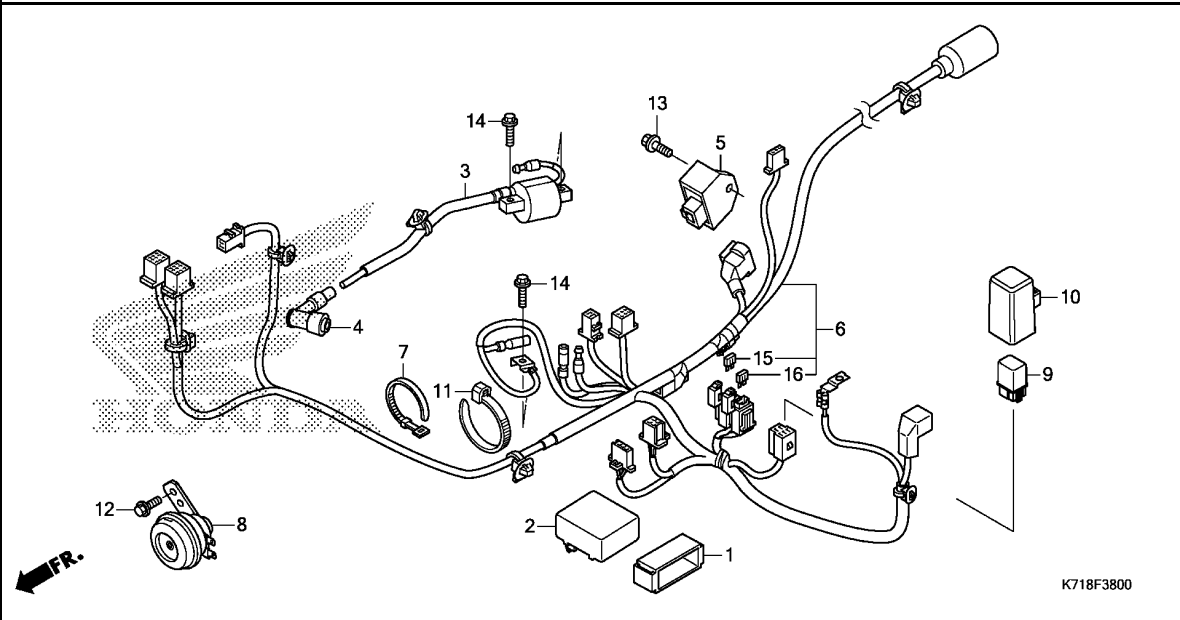
Ref. No.	Part No.	Description	Reqd. QTY		Serial No.	Parts catalogue code
			AFS110 MD G	MCS G		
1	33400-K71-M01	WINKER ASSY., R. FR.(12V 10W)	1	1		
2	33406-K71-M01	LENS COMP., WINKER(A)				
		(R. FR./L. RR.)	2	2		
3	33450-K71-M01	WINKER ASSY., L. FR.(12V 10W)	1	1		
4	33456-K71-M01	LENS COMP., WINKER(B)				
		(L. FR./R. RR.)	2	2		
5	33600-K71-M01	WINKER ASSY., R. RR.(12V 10W)	1	1		
6	33650-K71-M01	WINKER ASSY., L. RR.(12V 10W)	1	1		
7	34904-K12-901	BULB, WINKER LIGHT(12V 10W)				
		(AMBER)(STANLEY)	4	4		
8	90485-286-000	WASHER, 6MM	4	4		
9	93901-343G0	SCREW, TAPPING, 4X12	4	4		
10	94050-06000	NUT, FLANGE, 6MM	4	4		



Ref. No.	L.O.N.	(Relative ref. Number) Description	F.R.T.
1		(11,12)	
1	6161F3	BULB, LICENSE LIGHT	0.1
2	6161D5	TAILLIGHT UNIT	0.6
5	6161E2	BASE, TAILLIGHT	0.7
10		(15)	
10	6161D8	LIGHT, LICENSE	0.6
14		(3,4,7,8,13)	
14	6161G1	BULB, TAILLIGHT	0.1

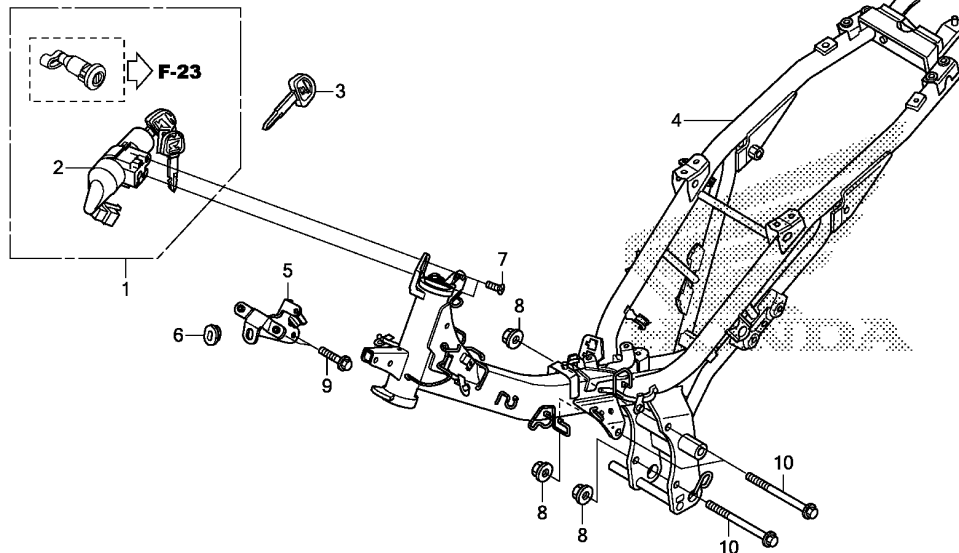
3

Ref. No.	Part No.	Description	Reqd. QTY		Serial No.	Parts catalogue code
			AFS110 MD G	MCS G		
1	33301-K07-901	BULB, POSITION(12V 5W)				
		(STANLEY)	1	1		
2	33701-K71-M01	TAILLIGHT UNIT	1	1		
3	33702-KTM-D21	LENS, R. WINKER	1	1		
4	33703-KTM-D21	LENS COMP., TAILLIGHT	1	1		
5	33704-K71-M01	BASE COMP., TAILLIGHT	1	1		
6	33705-KW7-900	RUBBER A, TAILLIGHT MOUNTING	2	2		
7	33706-KPH-701	PACKING(1)	1	1		
8	33707-KPH-701	PACKING(2)	1	1		
9	33709-KK9-690	WASHER, SPECIAL SEALING	2	2		
10	33720-KZV-M71	LIGHT ASSY., LICENSE(12V 5W)	1	1		
11	33722-KWN-901	COVER COMP., LICENSE	1	1		
12	33729-MCZ-003	PACKING, LENS	1	1		
13	33752-KTM-D21	LENS, L. WINKER	1	1		
14	34906-KWN-711	BULB, STOP & TAILLIGHT				
		(12V 21/5W)	1	1		
15	80155-K71-M00	COVER, RR. LICENSE LIGHT	1	1		
16	90107-KGH-600	SCREW, 6X12	2	2		
17	90301-KWN-901	NUT, U, 5MM	2	2		
18	93901-24480	SCREW, TAPPING, 4X16	2	2		
19	93901-34580	SCREW, TAPPING, 4X20	2	2		
20	93903-34380	SCREW, TAPPING, 4X12	2	2		



Ref. No.	L.O.N.	(Relative ref. Number) Description	F.R.T.
2	6141A1	IGNITION CONTROL MODULE	0.3
3	614105	COIL, IGNITION	0.8
5	6131B2	RECTIFIER, REGULATE	0.7
6	611100	HARNESS, WIRE	0.9
8	616169	HORN	0.5
9	6111C5	RELAY, STARTER	0.2

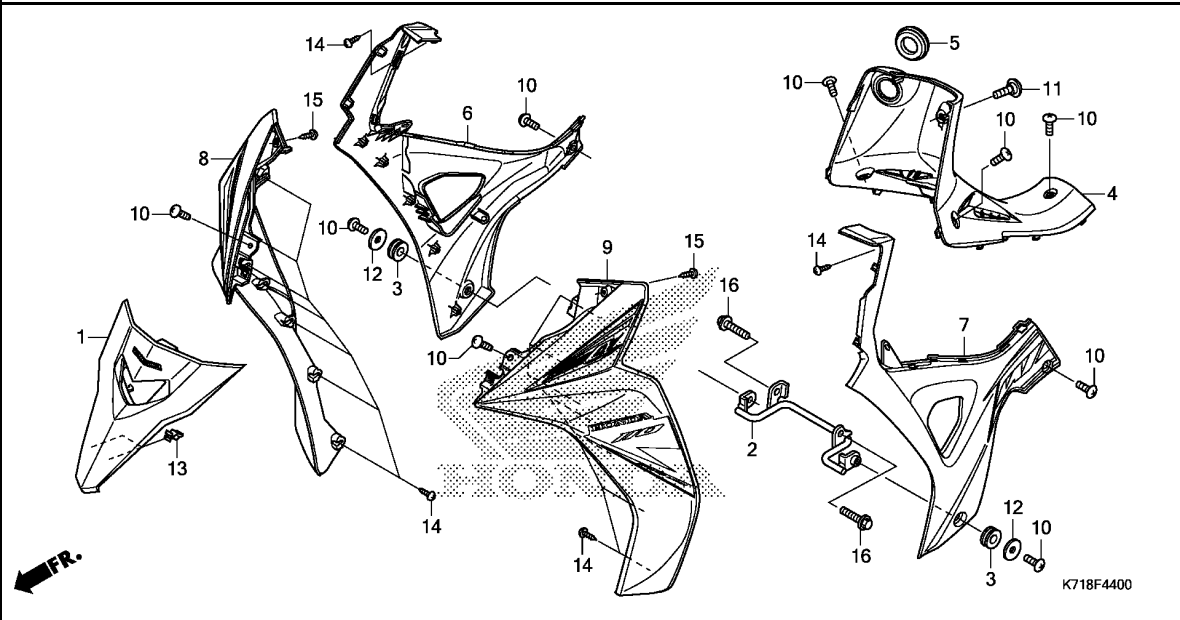
Ref. No.	Part No.	Description	Reqd. QTY		Serial No.	Parts catalogue code
			AFS110 MD G	MCS G		
1	30401-K09-C01	CUSHION, C.D.I. UNIT	1	1		
2	30410-K09-C01	C.D.I. UNIT	1	1		
3	30510-K71-M01	COIL ASSY., IGNITION	1	1		
4	30700-KWW-C01	CAP ASSY., NOISE SUPPRESSOR ..	1	1		
5	31600-K09-C01	RECTIFIER COMP., REGULATOR ..	1	1		
6	32100-K71-M00	HARNESS, WIRE	1	1		
7	32161-KRS-600	BAND B1, WIRE	1	1		
8	38110-K71-M01	HORN COMP.(HIGH)	1	1		
9	38501-KVR-C01	RELAY COMP., STARTER	1	1		
10	38506-GN5-740	SUSPENSION, STARTER RELAY ...	1	1		
11	90620-SB2-003	BAND, WIRE HARNESS	1	1		
12	95701-06012-08	BOLT, FLANGE, 6X12	1	1		
13	95701-06014-08	BOLT, FLANGE, 6X14	1	1		
14	95701-06020-08	BOLT, FLANGE, 6X20	2	2		
15	98200-40750	FUSE, MINI(7.5A)	1	1		
16	98200-41000	FUSE, MINI(10A)	1	1		



Ref. No.	L.O.N.	(Relative ref. Number) Description	F.R.T.
1	6151A1	KEY SET	2.0
2	615145	SWITCH, COMBINATION & LOCK ...	1.8
4	410100	BODY, FRAME	5.7
		.INCLUDES: Engine removal and installation	
5	411105	STAY, FRONT COVER	0.5

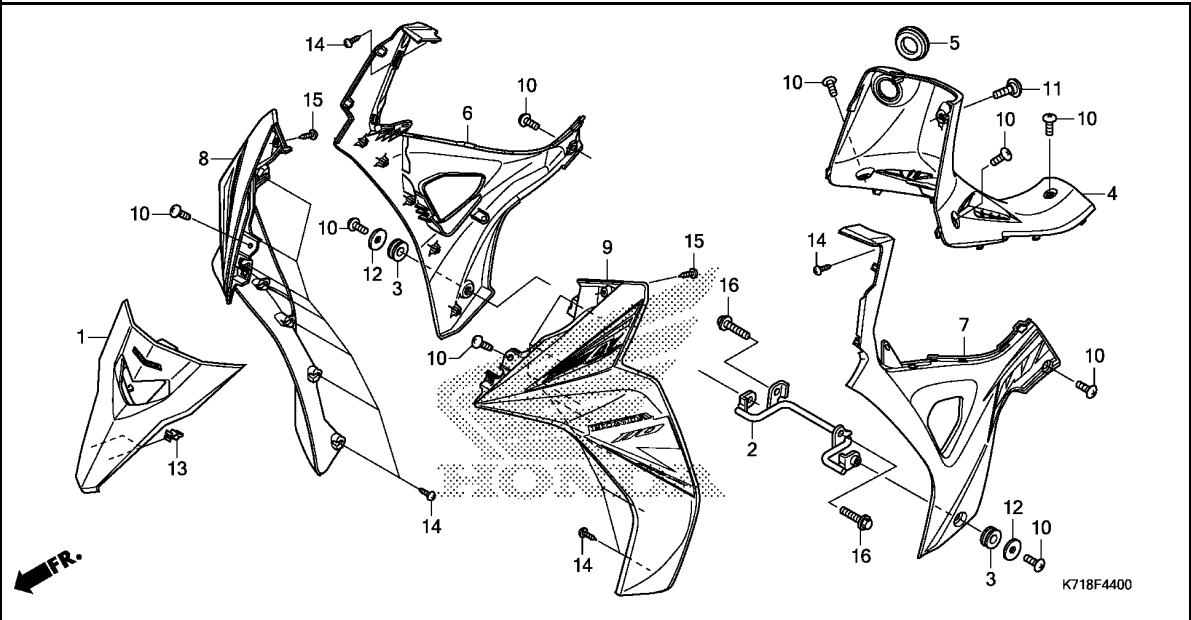
3

Ref. No.	Part No.	Description	Reqd. QTY		Serial No.	Parts catalogue code
			AFS110 MD G	MCS G		
1	35010-KZV-M00	KEY SET	1	1		
2	35100-KZV-M01	SWITCH ASSY., COMBINATION & LOCK	1	1		
3	35121-KVR-C00	KEY, BLANK	(1)	(1)		
4	50100-K71-M00	BODY COMP., FRAME	1	1		
5	64221-K71-M00	STAY, FR. TOP COVER(DRUM) ...	1	-		
	64221-K71-M10	STAY, FR. TOP COVER(DISK) ...	-	1		
6	83551-GE2-000	GROMMET, AIR CLEANER CASE ...	1	1		
7	90164-KZL-A00	SCREW, U-LOCK FLAT, 6X12	2	2		
8	94050-10080	NUT, FLANGE, 10MM	3	3		
9	95701-08032-00	BOLT, FLANGE, 8X32	2	2		
10	95801-10110-08	BOLT, FLANGE, 10X110	3	3		



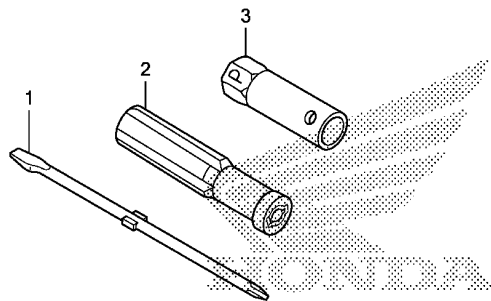
Ref. No.	L.O.N.	(Relative ref. Number) Description	F.R.T.
1	3101B6	COVER, FRONT TOP	0.2
4	4131JP	COVER, MAIN PIPE	0.2
6	4131S9	COVER, MAIN PIPE SIDE :RIGHT ..	0.5
7	4131S8	COVER, MAIN PIPE SIDE :LEFT ..	0.5
	4131T0	COVER, MAIN PIPE SIDE :BOTH ..	0.6
8	4131S6	LEGSHIELD :RIGHT	0.5
9	4131S5	LEGSHIELD :LEFT	0.5
	4131S7	LEGSHIELD :BOTH	0.6

Ref. No.	Part No.	Description	Reqd. QTY		Serial No.	Parts catalogue code
			AFS110 MD G	MCS G		
1	64200-K71-M00ZA	COVER SET, FR. TOP(WL)				
		TYPE3	1	1		
	64200-K71-M00ZB	*TYPE2*	1	1		
	64200-K71-M00ZC	*TYPE1*	1	1		
2	64311-KWW-A80	STAY, LOWER COVER	1	1		
3	64312-KWW-640	GROMMET, MAIN PIPE COVER	2	2		
4	64320-K71-M00	COVER, MAIN PIPE	1	1		
5	64321-KVR-C00	RUBBER, KEY CYLINDER	1	1		
6	64460-K71-M00ZA	COVER SET, R. MAIN PIPE SIDE (WL)				
		TYPE3	1	1		
	64460-K71-M00ZB	*TYPE2*	1	1		
	64460-K71-M00ZC	*TYPE1*	1	1		
7	64465-K71-M00ZA	COVER SET, L. MAIN PIPE SIDE (WL)				
		TYPE3	1	1		
	64465-K71-M00ZB	*TYPE2*	1	1		
	64465-K71-M00ZC	*TYPE1*	1	1		
8	64750-K71-M00ZB	SHIELD SET, R. LEG(WL)				
		TYPE2	1	1		
	64750-K71-M00ZC	*TYPE1*	1	1		
	64750-K71-M00ZD	*TYPE3*	1	1		
9	64770-K71-M00ZB	SHIELD SET, L. LEG(WL)				
		TYPE2	1	1		
	64770-K71-M00ZC	*TYPE1*	1	1		
	64770-K71-M00ZD	*TYPE3*	1	1		
10	90107-KGH-600	SCREW, 6X12	9	9		



Ref. No.	Part No.	Description	Reqd. QTY		Serial No.	Parts catalogue code
			AFS110 MD G	MCS G		
11	90115-KW7-900	SCREW, VISOR SPECIAL SETTING	1	1		
12	90501-KST-920	WASHER, SEAT MOUNTING, 6MM ..	2	2		
13	90601-SJA-003	CLIP, SNAP FITTING	2	2		
14	93903-34310	SCREW, TAPPING, 4X12	16	16		
15	93903-34380	SCREW, TAPPING, 4X12	2	2		
16	96001-06020-00	BOLT, FLANGE, 6X20	2	2		

3

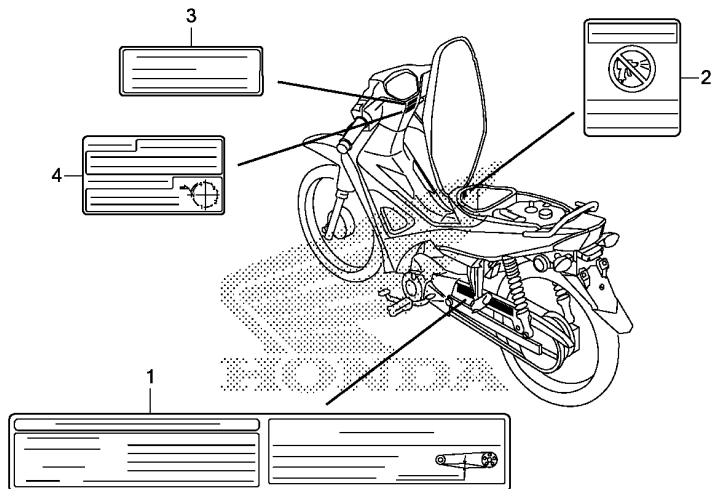


K718F4800

Ref. L.O.N. (Relative ref. Number) F.R.T.
No. Description

NO INFORMATION

Ref. No.	Part No.	Description	Reqd. QTY		Serial No.	Parts catalogue code
			AFS110 MD G	MCS G		
1	89102-538-000	DRIVER, SCREW(NO.2 + -)	1	1		
2	89103-538-000	GRIP	1	1		
3	89216-KVY-900	WRENCH, SPARK PLUG	1	1		



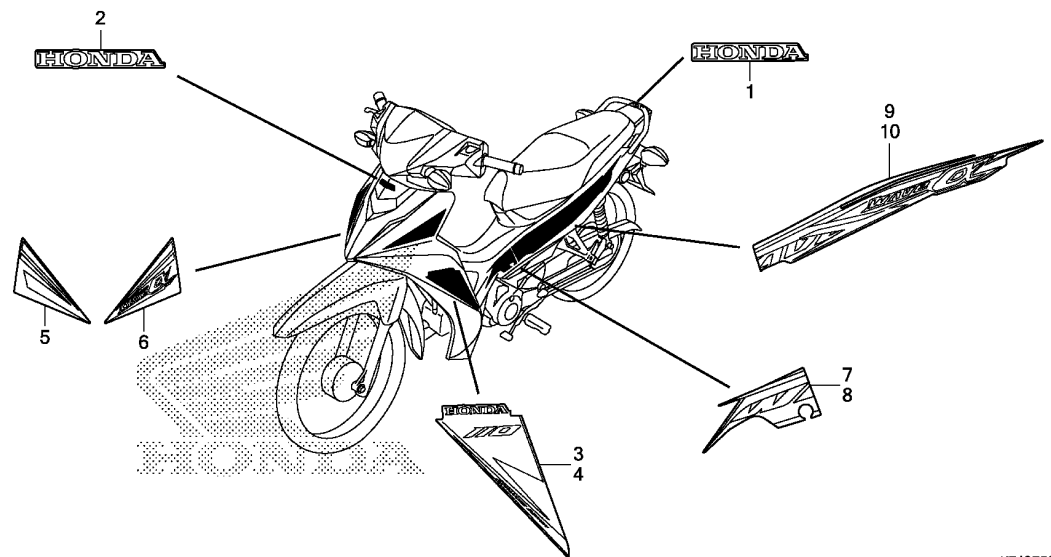
K718F4900

Ref. L.O.N. (Relative ref. Number) F.R.T.
No. Description

NO INFORMATION

3

Ref. No.	Part No.	Description	Reqd. QTY		Serial No.	Parts catalogue code
			AFS110 MD G	MCS G		
1	87505-K09-840	LABEL, TIRE & DRIVE CHAIN ...	1	-		
	87505-K07-M00	-	1		
2	87509-KWP-900	LABEL, AIR CLEANER ELEMENT NOTICE	1	1		
3	87513-KTL-M00ZA	LABEL, ENGINE STARTER *TWHITE*.....WHITE	1	1		
4	87560-KW7-950ZB	MARK, DRIVE CAUTION *TWHITE*.....WHITE	1	1		

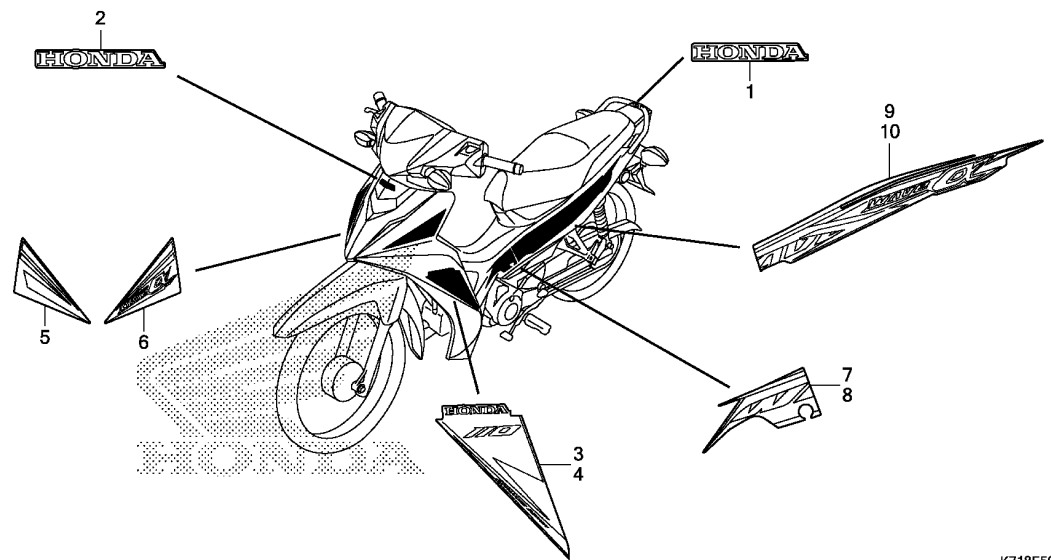


K718F5000

Ref. L.O.N. (Relative ref. Number) F.R.T.
No. Description

NO INFORMATION

Ref. No.	Part No.	Description	Reqd. QTY		Serial No.	Parts catalogue code
			AFS110 MD G	MCS G		
1	86101-K71-M00ZA	MARK, HONDA (65MM) *TYPE1*	1	1		
2	86102-K71-M00ZA	MARK, HONDA (75MM) *TYPE3*	1	1		
	86102-K71-M00ZB	*TYPE2*	1	1		
	86102-K71-M00ZC	*TYPE1*	1	1		
3	86641-K71-M00ZA	STRIPE A, R. LEG SHIELD *TYPE3*	1	1		
	86641-K71-M00ZB	*TYPE2*	1	1		
	86641-K71-M00ZC	*TYPE1*	1	1		
4	86642-K71-M00ZA	STRIPE A, L. LEG SHIELD *TYPE3*	1	1		
	86642-K71-M00ZB	*TYPE2*	1	1		
	86642-K71-M00ZC	*TYPE1*	1	1		
5	86643-K71-M00ZA	STRIPE B, R. LEG SHIELD *TYPE2*	1	1		
	86643-K71-M00ZB	*TYPE1*	1	1		
6	86644-K71-M00ZA	STRIPE B, L. LEG SHIELD *TYPE2*	1	1		
	86644-K71-M00ZB	*TYPE1*	1	1		
7	86645-K71-M00ZA	STRIPE, R. MAIN PIPE SIDE COVER *TYPE3*	1	1		
	86645-K71-M00ZB	*TYPE2*	1	1		
	86645-K71-M00ZC	*TYPE1*	1	1		
8	86646-K71-M00ZA	STRIPE, L. MAIN PIPE SIDE COVER *TYPE3*	1	1		

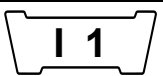


K718F5000

3

Ref. No.	Part No.	Description	Reqd. QTY		Serial No.	Parts catalogue code
			AFS110 MD G	MCS G		
(8)	86646-K71-M00ZB	STRIPE, L. MAIN PIPE SIDE COVER	1	1		
		TYPE2	1	1		
	86646-K71-M00ZC	*TYPE1*	1	1		
9	86647-K71-M00ZA	STRIPE, R. BODY COVER	1	1		
		TYPE3	1	1		
	86647-K71-M00ZB	*TYPE2*	1	1		
	86647-K71-M00ZC	*TYPE1*	1	1		
10	86648-K71-M00ZA	STRIPE, L. BODY COVER	1	1		
		TYPE3	1	1		
	86648-K71-M00ZB	*TYPE2*	1	1		
	86648-K71-M00ZC	*TYPE1*	1	1		

PART NO. INDEX



Part Number	Address	Page	Ref.	Part Number	Address	Page	Ref.	Part Number	Address	Page	Ref.	Part Number	Address	Page	Ref.
06000				14000				16148-KB1-921	E6	49	17	22115-KPH-900	D9	36	3
06410-KWB-600	G3	69	1	14100-KWW-C00	D3	30	2	16155-KRS-861	E6	49	18	22116-KWW-740	D9	36	4
	G6	72	1	14321-KWW-740	D4	31	1	16163-GFP-901	E6	49	19	22121-K09-L01	D9	36	5
06420-KPH-700	G3	69	2	14401-KWB-601	D4	31	2	16165-KWB-921	E6	49	20	22201-K09-L01	D9	36	6
06421-KPH-700	G3	69	3	14401-KZV-M71	D4	31	2	16175-GB0-911	E6	49	21	22311-107-000	D9	36	7
06430-GGZ-J00	F14	64	1	14430-K09-C00	D3	30	3	16176-GB0-911	E6	49	22	22350-115-020	D9	36	8
06430-KPH-900	G2	68	1	14451-KVB-S50	D3	30	4	16198-GC7-004	E6	49	23	22361-KFM-900	D9	36	9
06430-KSY-900	F14	64	1	14500-KWW-740	D4	31	3	16199-KWW-A01	E6	49	24	22401-K09-L01	D9	36	10
06430-KVR-600	G2	68	1	14502-086-000	D4	31	4	16201-KWB-920	D2	29	5	22535-K09-L00	D7	34	3
06440-KVL-900	F15	65	1	14531-KWS-900	D4	31	5	16211-KPH-900	D2	29	6	22606-KVR-C00	D7	34	4
06440-KWW-B20	G3	69	2	14541-GB4-681	D4	31	6	16236-K07-900	D11	38	4	22610-KWW-741	D7	34	5
06441-KVL-900	F15	65	2	14550-GB0-911	D4	31	7	16910-KFM-902	G8	74	1	22630-KWW-C00	D7	34	6
06441-KWW-B20	G3	69	3	14550-KRS-691	D4	31	7	16951-KSS-901	E6	49	25	22641-KPH-900	D7	34	7
06451-961-405	F13	63	1	14566-086-030	D4	31	8	16963-KPH-C01	E7	50	26	22642-KWW-741	D7	34	8
06455-KWB-601	F13	63	2	14610-KWB-600	D4	31	9	17000				22643-KWW-741	D7	34	9
06530-GBG-B20	F8	58	1	14615-KFL-850	D4	31	10	17110-KWW-A80	D2	29	7	22644-KWW-741	D7	34	10
06531-GBG-B20	F8	58	2	14670-KWW-C00	D4	31	11	17210-KWW-B20	G12	78	2	22660-KWW-C00	D7	34	11
				14675-KWW-740	D4	31	12	17213-KWB-600	G12	78	3	22804-GB2-000	D7	34	12
11000				14711-KWB-600	D3	30	5	17214-KWB-920	G12	78	4	22810-KVR-C00	D6	33	5
11100-KWW-740	D15	42	1	14721-KVY-900	D3	30	6	17225-KWW-A80	G12	78	5	22823-K09-C00	D6	33	6
11200-KWW-740	D15	42	2	14751-KWB-921	D3	30	7	17227-KTE-910	G12	78	6	22825-KWW-740	D6	33	7
11218-KWW-740	D15	42	3	14751-KWB-B10	D3	30	7	17234-KWW-B80	G12	78	7	22830-K09-C00	D6	33	8
11330-K71-M00	D6	33	1	14771-GB4-680	D3	30	8	17235-KWW-B20	G12	78	8	22846-KPH-901	D6	33	9
11341-K71-M00	D11	38	1	14775-KVY-900	D3	30	9	17253-KWB-920	G12	78	9	22860-KWW-740	D6	33	10
11360-K71-M00	D11	38	2	14781-MA6-000	D3	30	10	17255-329-000	G12	78	10	23000			
11394-KWB-920	D6	33	2	15000				17260-KRS-T00	G13	79	2	23120-KWW-C00	D7	34	13
11395-KWB-920	D11	38	3	15021-GF6-000	D14	41	1	17500-K71-M00	G8	74	2	23122-KWW-C00	D7	34	14
				15100-KWB-920	D14	41	2	17620-KGH-600	G8	74	3	23123-KWW-C00	D7	34	15
12000				15119-KWB-600	D14	41	3	17630-KWW-A00	G8	74	4	23124-KWW-C00	D7	34	16
12100-KWB-920	D5	32	1	15421-035-010	D14	41	4	17631-KEV-900	G8	74	5	23125-KVR-C00	D7	34	17
12191-KWB-920	D5	32	2	15431-HF7-010	D7	34	1	17910-K71-M00	F4	54	1	23126-KWW-740	D7	34	18
12200-KWW-A80	D2	29	1	15439-KPH-901	D7	34	2	17950-KWW-A00	F4	54	2	23211-KWW-740	E1	44	1
12204-KVY-305	D2	29	2	15439-KWW-741	D7	34	2	17961-KFM-900	F4	54	3	23221-KWW-740	E1	44	2
12206-KPL-900	D2	29	3	15651-KPH-900	D6	33	4	17962-KTM-850	F4	54	4	23415-KPH-900	E1	44	3
12209-GB4-682	D3	30	1	15661-GN5-910	D9	36	1	18000				23415-KWW-A80	E1	44	3
12251-KWB-601	D2	29	4	15761-KWB-600	G12	78	1	18291-GE2-921	G14	80	1	23421-KWW-740	E1	44	4
12310-KWW-740	D1	28	1	15771-KV6-000	G13	79	1	18293-KPK-900	G14	80	2	23431-KWW-740	E1	44	5
12391-K03-N31	D1	28	2	16000				18315-K71-M00	H2	84	1	23441-KWW-740	E1	44	6
12391-KWW-600	D1	28	2	16010-KSS-901	E6	49	1	18345-MBT-610	G14	80	3	23451-KWW-740	E1	44	7
				16012-K07-941	E6	49	2	18350-K71-M00	G14	80	4	23461-KWW-740	E1	44	8
13000				16013-KPG-901	E6	49	3	18355-KWW-V00	G14	80	5	23471-KWW-741	E1	44	9
13000-KWW-740	D16	43	1	16014-KWB-921	E6	49	4	18357-KWW-V00	G14	80	6	23481-KWW-740	E1	44	10
13011-KWW-740	D16	43	2	16015-KVV-901	E6	49	5	18421-KBA-900	G14	80	7	23801-KWW-740	E1	44	11
13021-KWW-740	D16	43	2	16016-KPH-901	E6	49	6	18422-KBA-900	G14	80	8	23802-GN5-910	E1	44	12
13031-KWW-740	D16	43	2	16022-KWB-921	E6	49	7	18600-KWW-B21	G13	79	3	23911-KPH-900	E1	44	13
13041-KWW-740	D16	43	2	16028-KTT-901	E6	49	8	18620-K71-M00	G13	79	4	24000			
13051-KWW-740	D16	43	2	16037-KPH-901	E6	49	9	18640-KWB-920	G13	79	5	24211-KWW-741	E3	46	1
13101-KWW-740	D16	43	3	16040-KEV-900	E6	49	10	18645-MT4-730	G13	79	6	24261-121-742	E3	46	2
13102-KWW-740	D16	43	3	16041-GB5-D30	E6	49	11	18652-KWW-A80	G13	79	7	24263-KVR-C00	E3	46	3
13103-KWW-740	D16	43	3	16048-KPH-901	E6	49	12	18653-KWW-B20	G13	79	8	24301-KWW-741	E3	46	4
13104-KWW-740	D16	43	3	16075-GHB-640	E6	49	13	18654-KWW-A80	G13	79	9	24305-KWB-600	E1	44	14
13105-KWW-740	D16	43	3	16075-GHB-B40	E6	49	14	22000				24306-KWB-600	E1	44	15
13111-087-000	D16	43	4	16100-K71-M01	E6	49	15	22110-K09-L01	D9	36	2	24411-KWW-740	E3	46	5
13115-GN5-910	D6	33	3	16148-141-881	E6	49	16					24421-200-000	E3	46	6



PART NO. INDEX

Part Number	Address	Page	Ref.	Part Number	Address	Page	Ref.	Part Number	Address	Page	Ref.	Part Number	Address	Page	Ref.
33000				37000				42000				45000			
33110-K03-M61	F1	51	1	37200-K71-M01	F2	52	5	42701-KFL-890	G3	69	14	44713-001-000	F15	65	5
33111-K03-M61	F1	51	2	37200-K71-M11	F2	52	5	42701-KPH-970	G3	69	14	44713-KVR-C02	F15	65	5
33113-K20-901	F1	51	3	37202-K09-C01	F2	52	6	42701-KW7-901	F15	65	3	44800-KWW-650	G1	67	7
33181-KZL-951	F1	51	5	37210-K71-M01	F2	52	7	42711-K07-M01	G6	72	11	44806-KFM-901	F14	64	4
33182-KZL-951	F1	51	6	37215-KVJ-911	F2	52	8	42711-K07-M02	G6	72	11	44806-KWB-600	G1	67	8
33301-K07-901	H6	88	1	37224-K71-M01	F2	52	9	42711-K09-C01	G4	70	15	44830-KWW-640	F2	52	14
33301-KVJ-911	F1	51	7	37224-K71-M11	F2	52	9	42711-KKW-641	G4	70	15	45000			
33400-K71-M01	H5	87	1	37302-K09-C01	F2	52	10	42711-KKW-C01	G4	70	15	45001-KWW-640	F14	64	5
33406-K71-M01	H5	87	2	37305-GFM-901	F2	52	11	42712-KWZ-901	G4	70	15	G1	67	9	
33450-K71-M01	H5	87	3	37800-K71-M01	G8	74	6	42712-K09-C01	G4	70	16	45010-KWW-640ZA	F14	64	6
33456-K71-M01	H5	87	4	37801-GA7-700	G8	74	7	42712-KBA-903	G4	70	16	45111-MAJ-G41	F13	63	5
33600-K71-M01	H5	87	5	37802-GA7-700	G8	74	8	42712-KPH-702	F15	65	4	45126-K03-V01	F5	55	2
33619-459-840	G14	80	9					42712-KTL-741	F15	65	4	45131-G20-006	F13	63	6
33650-K71-M01	H5	87	6	38000				42712-KWW-641	G4	70	16	45132-166-016	F13	63	7
33701-K71-M01	H6	88	2	38110-K71-M01	H7	89	8	42713-102-005	G4	70	17	45133-028-000	G2	68	8
33702-KTM-D21	H6	88	3	38301-KYS-941	F2	52	12	42713-K09-C01	F15	65	5	45133-MA3-006	F13	63	8
33703-KTM-D21	H6	88	4	38306-KYS-940	F2	52	13	G4	70	17	45134-250-000	F14	64	7	
33704-K71-M01	H6	88	5	38501-KVR-C01	H7	89	9	42713-KVR-C02	G4	70	17	G2	68	9	
33705-KW7-900	H6	88	6	38506-GN5-740	H7	89	10	42713-KWW-B22	F15	65	5	45141-KVR-C00	F14	64	8
33706-KPH-701	H6	88	7					G4	70	17	45145-KFM-900	F14	64	9	
33707-KPH-701	H6	88	8	40000				42753-GM9-743	G1	67	1	G2	68	10	
33709-KK9-690	H6	88	9	40510-KWW-C00	H2	84	2	G6	72	12	45151-GCC-000	F14	64	2	
33720-KZV-M71	H6	88	10	40530-KPH-902	H2	84	3	43000				45156-KWW-A00	F9	59	1
33722-KWN-901	H6	88	11	40530-KYL-842	H2	84	3	43100-KWW-640ZB	G2	68	4	45157-KWW-A00	F5	55	3
33729-MCZ-003	H6	88	12	40530-KYL-843	H2	84	3	43100-KWW-640ZD	G2	68	4	45208-KWB-601	F13	63	9
33741-KTG-U01	H4	86	1	40531-KWB-601	H2	84	4	43141-KTM-850	G2	68	5	45215-KPH-951	F13	63	10
33741-KTT-951	H4	86	2	40531-KWB-602	H2	84	4	43151-110-000	F14	64	2	45216-166-006	F13	63	11
33752-KTM-D21	H6	88	13	40531-KWB-B21	H2	84	4	43151-110-000	F14	64	2	45218-KWB-601	F13	63	12
				40543-KWB-600	G2	68	2	43352-568-003	F13	63	3	45218-KWB-B12	F13	63	13
34000								43352-568-003	F13	63	3	45251-KWB-602	G1	67	10
34901-K57-V01	F1	51	8					43353-461-771	F13	63	4	45251-KWB-921	G1	67	10
34904-K12-901	H5	87	7					43410-KWB-600	G2	68	6	45251-KWB-B11	G1	67	10
34905-K09-C01	F2	52	1					43431-KWW-640	H2	84	5	45290-KWB-601	F13	63	14
34906-KWN-711	H6	88	14	41000				43434-ME1-670	G2	68	7	45410-KFM-900	F14	64	10
34908-KYA-601	F2	52	2	41200-KWB-840	G3	69	5	43451-KWW-640	G15	81	5	45435-121-010	F14	64	11
34910-GFM-901	F2	52	3					43459-GN5-760	F14	64	3	45450-KWW-C00	F4	54	10
34918-GFC-951	F2	52	4									45465-KWW-640	F9	59	2
				42000								45504-410-003	F5	55	4
35000								44000				45510-K03-M01	F5	55	5
35010-KZV-M00	H8	90	1	42301-KWW-640	G3	69	6	44301-KWW-640	F15	65	6	45512-MA6-006	F5	55	6
35100-KZV-M01	H8	90	2					G1	67	2	45513-GW0-911	F5	55	7	
35121-KVR-C00	H8	90	3	42303-KWW-B60	G3	69	7	44311-KPH-900	F15	65	7	45517-K03-M61	F5	55	8
35160-KYZ-901	F4	54	5					G1	67	3	45520-GW0-911	F5	55	9	
35170-KYZ-901	F4	54	6	42304-KFM-900	G3	69	8	44620-400-000	F15	65	8	45521-GW0-911	F5	55	10
35180-K03-N31	F4	54	7					44620-KPH-950	G1	67	4	45530-K03-M61	F5	55	11
35200-K03-N31	F4	54	8	42313-GBG-B20	G2	68	3	44635-K09-840ZA	F15	65	9	46000			
35340-KWB-601	F5	55	1	42615-K09-840	G3	69	9	44650-K09-840ZA	F15	65	10	46500-K09-840	G15	81	7
35340-KWW-C01	F4	54	9					44650-K71-M10ZA	G1	67	5	46513-KBP-900	G15	81	8
35350-KWW-C01	G15	81	3	42620-KFL-850	G3	69	10	44711-K07-M01	G1	67	6	50000			
35357-KCC-900	G15	81	4					44711-K07-M02	G1	67	6	50100-K71-M00	H8	90	4
35751-KWW-C00	E3	46	14	42635-KWW-640ZA	G3	69	11	44711-K09-C01	F16	66	11	50300-K71-M00	G9	75	2
35752-KPH-900	E3	46	15					44711-KKW-641	F16	66	11	50301-KRS-830	F8	58	3
35759-K71-M01	D15	42	4	42650-K71-M10ZA	G6	72	9	44711-KWW-C01	F16	66	11	50302-KRS-830	F8	58	4
				42650-KYZ-M00ZA	G3	69	12	44712-K09-C01	F15	65	4				
				42650-KYZ-T00ZA	G3	69	12	44712-K09-C01	F15	65	4				
				42653-001-004	G3	69	13	44712-KWW-C01	F15	65	4				

PART NO. INDEX

Part Number	Address	Page	Ref.	Part Number	Address	Page	Ref.	Part Number	Address	Page	Ref.	Part Number	Address	Page	Ref.
90601-KRM-840	E2	45	26	91054-K09-841	G5	71	23	93901-24480	H6	88	18	95014-72102	H1	83	10
90601-KWW-B10	E2	45	25		G7	73	18	93901-34360	H5	87	9	95014-73100	G15	81	12
90601-KYY-900	E2	45	26	91054-KWB-601	G5	71	23	93901-34580	H6	88	19	95015-32001	F14	64	15
90601-SJA-003	H10	92	13		G7	73	18	93903-24310	F1	51	11		G15	81	13
90602-KYY-900	E2	45	25	91054-KWW-641	G5	71	23	93903-24320	F2	52	17	95701-06008-00	G13	79	13
90603-KWW-C00	D8	35	26		G7	73	18	93903-24480	F7	57	18	95701-06012-00	E2	45	29
90605-166-720	D8	35	27	91054-KWW-642	G5	71	23	93903-25310	F2	52	18		G9	75	24
90605-200-000	E4	47	10		G7	73	18	93903-25510	G12	78	13	95701-06012-08	G8	74	12
90605-GFP-900	E4	47	10	91106-KVR-C00	D8	35	28	93903-34310	G11	77	12		H7	89	12
90605-KWW-B10	E5	48	10	91202-KRS-971	D6	33	13		H4	86	13	95701-06014-08	H7	89	13
90605-KYY-900	E5	48	10	91204-KWB-601	E2	45	27		H10	92	14	95701-06018-00	D4	31	19
90620-SB2-003	H7	89	11	91208-KWW-C01	D15	42	8	93903-34380	G11	77	13		D15	42	11
90651-K03-M61	F5	55	17	91251-KFM-901	F14	64	13		H6	88	20	95701-06020-00	D9	36	15
90677-KAN-T00	G9	75	19	91251-KGH-901	G5	71	24		H10	92	15	95701-06020-08	H7	89	14
	G11	77	11		G7	73	19					95701-06025-00	G15	81	14
	H4	86	11	91251-KGH-902	G5	71	24	94000				95701-06028-00	F14	64	16
90678-MN5-000	G13	79	10		G7	73	19					95701-06035-00	G2	68	19
90701-KFM-900	D1	28	5	91251-KPH-881	G5	71	24	94001-06000-0S	G2	68	16	95701-08012-00	G14	80	14
	D2	29	13		G7	73	19		G5	71	25		H2	84	18
	D5	32	3	91251-KPH-901	F16	66	13		G7	73	20	95701-08014-07	G10	76	25
90703-HC4-000	D15	42	7		G1	67	14	94001-06070-0S	G9	75	21	95701-08018-00	G16	82	14
90741-003-010	D16	43	6	91251-KWB-601	G1	67	15	94001-08000-0S	G2	68	17	95701-08025-00	D4	31	20
				91256-KK3-840	F2	52	16		H2	84	13	95701-08032-00	H8	90	9
91000				91303-001-010	D6	33	14	94002-10000-0S	H1	83	7	95701-08045-00	G14	80	15
				91303-377-000	D11	38	6	94030-08000	D6	33	16	95801-10035-00	H3	85	7
91001-KPH-901	D16	43	7	91304-GB1-900	D2	29	14	94050-06000	F5	55	20	95801-10045-00	F8	58	11
91001-KWB-601	D16	43	7	91307-035-000	D6	33	15		F14	64	14	95801-10110-08	H8	90	10
91001-KWS-901	D16	43	7	91309-GFC-771	D13	40	6		H5	87	10				
91001-KWW-A01	D16	43	7	91356-GMO-003	F12	62	20	94050-08000	G14	80	12	96000			
91011-KWW-741	D10	37	6	91356-K09-C01	F12	62	20	94050-10000	D12	39	4				
91051-KWW-A81	F16	66	12	91356-KWW-662	F12	62	20	94050-10080	H8	90	8	96001-06012-00	F9	59	8
	G4	70	21	91509-GE2-760	F7	57	16	94101-05000	G15	81	10	96001-06014-00	F9	59	9
	G6	72	16		G9	75	20	94101-06000	G16	82	12	96001-06016-00	D12	39	5
91051-KWW-A91	G1	67	13					94101-08000	H2	84	14		D14	41	6
91051-KWW-C51	G1	67	13	92000				94101-12000	H2	84	15		G13	79	14
91052-KVB-901	F16	66	12					94103-05700	F4	54	22	96001-06018-00	G13	79	15
	G4	70	21	92101-06010-0A	E2	45	28	94103-08000	G14	80	13	96001-06020-00	H10	92	16
	G7	73	16	92101-06020-0A	G15	81	9	94111-10000	H2	84	16	96001-06022-00	D2	29	17
91052-KVB-S51	F16	66	12	92800-12000	D15	42	9	94201-16150	G16	82	13		D14	41	7
	G4	70	21	92811-10000	G2	68	15	94201-20150	G2	68	18		F5	55	21
	G7	73	16	92812-10000	H2	84	12		G15	81	11	96001-06025-00	D11	38	8
91052-KWB-601	F16	66	12	92900-08032-0E	D2	29	15		H2	84	17		D12	39	6
	G5	71	21					94201-30300	H1	83	8		F9	59	10
	G7	73	16	93000				94301-08140	D6	33	17	96001-06030-00	G10	76	26
91052-KWW-641	F16	66	12						D11	38	7	96001-06032-00	D13	40	7
	G5	71	21	93101-06014-0A	D15	42	10	94510-16000	E5	48	11	96001-06035-00	D11	38	9
	G7	73	16	93404-06012-00	D2	29	16					96001-06040-00	D6	33	18
91052-KWW-A81	G5	71	22	93404-06012-08	H4	86	12	95000				96001-06060-00	D15	42	12
	G7	73	17	93500-05010-0A	D14	41	5					96001-06075-00	D15	42	13
91053-KSS-901	G5	71	22	93500-05010-0G	F4	54	19	95001-55045-40	G8	74	10	96001-06100-00	D2	29	18
	G7	73	17	93500-05012-0G	F4	54	20	95002-02070	G13	79	11	96100-60010-00	E2	45	30
91053-KWB-601	G5	71	22	93500-05025-0G	F4	54	21	95002-02080	G9	75	22	96100-62000-00	D9	36	16
	G7	73	17		G12	78	12	95002-02100	G8	74	11	96100-62010-00	E2	45	31
91053-KWW-641	G5	71	22	93600-04012-1G	F5	55	18	95002-02659	E7	50	31	96100-62030-00	E2	45	32
	G7	73	17	93891-04016-07	F7	57	17	95002-41300-08	G12	78	14	96220-30100	E3	46	17
91053-KWW-642	G5	71	22	93892-03012-18	E7	50	27	95002-80000	G12	78	15				
	G7	73	17	93892-04010-18	E7	50	28	95005-35110-20	G13	79	12	97000			
91053-KWW-A81	G5	71	23	93892-04014-08	E7	50	29	95005-45400-50	G9	75	23				
	G7	73	18	93893-04012-17	F5	55	19	95014-71102	H1	83	9	97224-31156-K0	F15	65	1



PART NAME INDEX

J 1

Part name	Address	Page	Ref.	Part name	Address	Page	Ref.	Part name	Address	Page	Ref.
[A]											
ADJUSTER, R. CHAIN	G2	68	2	BOLT, BRAKE DISK, 8X24	G1	67	11	BOLT, HEX., 6X14	D15	42	10
	G3	69	4	BOLT, CLUTCH ADJUSTING	D6	33	9	BOLT, HEX., 6X20	G15	81	9
	G6	72	2	BOLT, DRAIN PLUG, 12MM	D15	42	9	BOLT, KNOCK, 6MM	E3	46	16
ARM ASSY., KICK STARTER	G15	81	2	BOLT, FLANGE, 10X110	H8	90	10	BOLT, OIL, 10X25	F5	55	15
ARM COMP., CAM CHAIN TENSIONER	D4	31	3	BOLT, FLANGE, 10X35	H3	85	7	BOLT, PIN	F13	63	6
ARM COMP., GEARSHIFT	E3	46	10	BOLT, FLANGE, 10X45	F8	58	11	BOLT, R. HANDLE LEVER PIVOT...	F4	54	16
ARM COMP., IN. VALVE ROCKER ..	D3	30	3	BOLT, FLANGE, 10X48	F6	56	10	BOLT, SEALING, 14MM	D4	31	13
ARM COMP., SHIFT DRUM STOPPER	E3	46	7	BOLT, FLANGE, 5X12	D2	29	9	BOLT, SEAT HINGE	G9	75	16
ARM, FR. BRAKE	F14	64	10	BOLT, FLANGE, 6MM	G12	78	11	BOLT, SOCKET, 6X14	D10	37	5
ARM, RR. BRAKE	G2	68	6		H2	84	9	BOLT, SOCKET, 8MM	F11	61	18
ARM, RR. BRAKE STOPPER	H2	84	5	BOLT, FLANGE, 6X10	F5	55	13	BOLT, SOCKET, 8X16	G16	82	10
AXLE, FR. WHEEL	F15	65	6	BOLT, FLANGE, 6X100	D2	29	18	BOLT, SOCKET, 8X32	G16	82	11
	G1	67	2	BOLT, FLANGE, 6X12	E2	45	29	BOLT, SPECIAL FLANGE, 5X8	D7	34	19
	G3	69	6		F9	59	8	BOLT, SPECIAL FLANGE, 6X25	D9	36	11
	G6	72	4		G8	74	12	BOLT, SPECIAL, 6X30	G9	75	17
					G9	75	24	BOLT, STUD, 7X180.5	D15	42	5
					H7	89	12	BOLT, STUD, 8X18	G4	70	18
					H7	89	12		G6	72	13
[B]				BOLT, FLANGE, 6X14	F9	59	9	BOLT, STUD, 8X32	D2	29	15
BAG, OWNERS MANUAL	G10	76	29		H7	89	13	BOLT, SWINGARM PIVOT	H2	84	6
BALL SET, STEEL, #6X23	F8	58	1	BOLT, FLANGE, 6X16	D12	39	5	BOLT, WASHER, 8X22	D4	31	14
BALL SET, STEEL, #6X29	F8	58	2		D14	41	6	BOOT B	F13	63	8
BAND A, AIR CLEANER CONNECTING					G13	79	14	BOOT COMP.	F5	55	4
	TUBE			BOLT, FLANGE, 6X18	D4	31	19	BOOT, PIN BUSH	F13	63	7
	G12	78	10		D15	42	11	BOX ASSY., SPEEDOMETER GEAR...	G1	67	7
BAND B1, WIRE	H7	89	7		G13	79	15	BOX, LUGGAGE	G9	75	14
BAND, WIRE HARNESS	H7	89	11	BOLT, FLANGE, 6X20	D9	36	15	BRACKET SUB ASSY., FR.	F13	63	14
BAR COMP., SIDE STAND	H1	83	5		H7	89	14	BRACKET, MUFFLER	H2	84	1
BAR COMP., STEP	G16	82	1		H10	92	16	BULB, HEADLIGHT	F1	51	8
BAR, L. PILLION STEP	G16	82	5	BOLT, FLANGE, 6X22	D2	29	17	BULB, POSITION	H6	88	1
BAR, R. PILLION STEP	G16	82	4		D14	41	7	BULB, POSITION LIGHT	F1	51	7
BASE COMP., TAILLIGHT	H6	88	5		F5	55	21	BULB, STOP & TAILLIGHT	H6	88	14
BATTERY	G9	75	1	BOLT, FLANGE, 6X25	D11	38	8	BULB, WEDGE BASE	F2	52	1
BEARING, BALL RADIAL, 6201 ...	G1	67	13		D12	39	6				
BEARING, NEEDLE, 21X27X18	D10	37	6		F9	59	10				
BEARING, RADIAL BALL, 6001 ...	E2	45	30		G15	81	14				
BEARING, RADIAL BALL, 6200 ...	D9	36	16	BOLT, FLANGE, 6X28	F14	64	16	BULB, WINKER LIGHT	H5	87	7
BEARING, RADIAL BALL, 6201 ...	E2	45	31	BOLT, FLANGE, 6X30	G10	76	26	BUSH A, RUBBER	H3	85	3
BEARING, RADIAL BALL, 6201U ..	F16	66	12	BOLT, FLANGE, 6X32	D2	29	10	BUSH B, RUBBER	H3	85	2
	G4	70	21		D13	40	7	BUSH, 15MM	E1	44	3
	G5	71	21	BOLT, FLANGE, 6X35	D11	38	9	BUSH, GUIDE	F10	60	6
	G6	72	16		G2	68	19	BUSH, RUBBER UPPER	H3	85	2
	G7	73	16	BOLT, FLANGE, 6X40	D6	33	18				
BEARING, RADIAL BALL, 6201UU ..	G1	67	13	BOLT, FLANGE, 6X60	D15	42	12	[C]			
BEARING, RADIAL BALL, 6203 ...	E2	45	32	BOLT, FLANGE, 6X75	D15	42	13	CABLE ASSY., SPEEDOMETER	F2	52	14
BEARING, RADIAL BALL, 6203U ..	G5	71	23	BOLT, FLANGE, 6X8	G13	79	13	CABLE COMP., CHOKE	F4	54	2
	G7	73	18	BOLT, FLANGE, 8X12	G14	80	14	CABLE COMP., FR. BRAKE	F4	54	10
BEARING, RADIAL BALL, 6301U ..	G5	71	22		H2	84	18	CABLE COMP., THROTTLE	F4	54	1
	G7	73	17	BOLT, FLANGE, 8X14	G10	76	25	CALIPER SUB ASSY., R. FR.	F13	63	13
BEARING, RADIAL BALL, 63/22 ...	D16	43	7	BOLT, FLANGE, 8X18	G16	82	14	CAMSHAFT COMP.	D3	30	2
BODY COMP., FRAME	H8	90	4	BOLT, FLANGE, 8X25	D4	31	20	CAM, FR. BRAKE	F14	64	8
BODY SET, COCK	E6	49	25		F13	63	15	CAM, RR. BRAKE	G2	68	5
BOLT-WASHER, 6X12	D2	29	16	BOLT, FLANGE, 8X32	H8	90	9	CAP ASSY., NOISE SUPPRESSOR...	H7	89	4
	H4	86	12	BOLT, FLANGE, 8X45	G14	80	15	CAP, A.C. GENERATOR	D11	38	5
BOLT A, BRAKE STOPPER	G2	68	15	BOLT, FR. FORK	F11	61	10	CAP, BLEEDER	F13	63	4
BOLT A, STOPPER ARM	H2	84	12	BOLT, FR. HANDLE COVER	F6	56	11	CAP, CABLE SEALING	E6	49	17
BOLT, ADAPTER, 10MM	F3	53	4	BOLT, HANDLE LEVER PIVOT	F5	55	14	CAP, CHANGE SWITCH CONTACT...	E3	46	14
BOLT, ADJUSTING	F1	51	10	BOLT, HEAD COVER	D1	28	3	CAP, CHOKE DUST	E6	49	16
BOLT, BODY COVER SETTING	G14	80	10	BOLT, HEX., 6X10	E2	45	28				



PART NAME INDEX

J 2

Part name	Address	Page	Ref.	Part name	Address	Page	Ref.	Part name	Address	Page	Ref.
CAP, FUEL FILLER	G8	74	3	COLLAR, MUFFLER MOUNTING	G14	80	8	DOWEL PIN, SPECIAL, 8X14.....	D1	28	5
CAP, LOCK NUT	F3	53	1	COLLAR, RR. AXLE DISTANCE	G3	69	10		D2	29	13
CAP, MASTER CYLINDER	F5	55	7		G6	72	8		D5	32	3
CAP, RR. CARRIER	G9	75	13	COLLAR, RR. BRAKE PANEL SIDE ..	G2	68	3	DRIVER, SCREW.....	H11	93	1
CARBURETOR ASSY.	E6	49	15	COLLAR, RR. WHEEL SIDE	G3	69	8	DRUM, GEARSHIFT.....	E3	46	4
CASE COMP., L. FR. BOTTOM	F11	61	17		G6	72	6	DUST SEAL, 21X37X7.....	F16	66	13
CASE COMP., R. FR. BOTTOM	F10	60	7	COLLAR, RUBBER BUSH	H3	85	4		G1	67	14
	F11	61	7	COLLAR, RUBBER BUSH UPPER	H3	85	4	DUST SEAL, 27X40X4.5.....	G5	71	24
CASE SUB ASSY., AIR CLEANER ..	G12	78	5	COLLAR, WINKER STAY	G14	80	9		G7	73	19
CASE, DRIVE CHAIN	H2	84	2	CONTACT ASSY., CHANGE SWITCH ..	D15	42	4	DUST SEAL, 42X54X7.....	G1	67	15
CASE, L. FR. FORK	F11	61	17	COTTER, VALVE	D3	30	10	DUST SEAL, BRAKE CAM.....	F14	64	7
CASE, R. FR. FORK	F10	60	7	COUNTERSHAFT	E1	44	2		G2	68	9
CATCH COMP., SEAT	G9	75	9	COVER A, MUFFLER	G14	80	5	DUST SEAL, STEERING HEAD.....	F8	58	8
CENTER, CLUTCH	D9	36	5	COVER B, MUFFLER	G14	80	6				
CHAIN, CAM	D4	31	2	COVER COMP., CYLINDER HEAD	D1	28	1	[E]			
CHAIN, DRIVE	H2	84	3	COVER COMP., HANDLE	F6	56	7	ELEMENT COMP., AIR CLEANER	G12	78	2
CHAMBER SET, FLOAT	E6	49	5	COVER COMP., LICENSE	H6	88	11	EMBLEM, PRODUCT.....	F6	56	9
CIRCLIP, 17MM	E2	45	26	COVER COMP., L. RR.	D11	38	2				
CIRCLIP, 20MM	E2	45	25	COVER COMP., R. CRANKCASE	D6	33	1	[F]			
CIRCLIP, 7MM	D8	35	27	COVER SET, FR. TOP	H9	91	1				
CIRCLIP, EXTERNAL, 16MM	E5	48	11	COVER SET, L. BODY	G11	77	6	FENDER A, FR.	F9	59	3
CIRCLIP, INTERNAL, 18.8	F5	55	17	COVER SET, L. MAIN PIPE SIDE ..	H9	91	7	FENDER B, FR.	F9	59	4
CIRCLIP, INTERNAL, 45MM	D8	35	25	COVER SET, R. BODY	G11	77	5	FENDER, RR.	H4	86	3
CLAMPER B, BRAKE HOSE	F5	55	3	COVER SET, R. MAIN PIPE SIDE ..	H9	91	6	FILTER COMP., AIR.....	G13	79	2
CLAMPER, BRAKE HOSE	F9	59	1	COVER SET, TAIL	G11	77	7	FLANGE SUB ASSY., FINAL DRIVEN	G3	69	9
CLAMPER, OVER FLOW	D11	38	4	COVER SUB ASSY., AIR CLEANER ..	G12	78	8		G6	72	7
CLAMP, CORD	F2	52	8	COVER, BATTERY	G9	75	3	FLAP, TIRE	F15	65	5
CLAMP, TUBE	G12	78	14	COVER, CENTER	G11	77	1		G4	70	17
CLIP, FUEL HOSE	G13	79	10	COVER, FR. HANDLE	F6	56	6	FLOAT SET	E6	49	3
CLIP, GEARSHIFT FORK GUIDE PIN	E3	46	3	COVER, L. BODY LOWER	G11	77	4	FLYWHEEL COMP.	D12	39	1
CLIP, HEADLIGHT	F1	51	9	COVER, L. CRANKCASE	D11	38	1	FORK ASSY., L. FR.	F11	61	16
CLIP, HIGH TENSION CORD & SENSOR CORD	D6	33	11	COVER, MAIN PIPE	H9	91	4	FORK ASSY., R. FR.	F10	60	1
CLIP, OIL DRAIN TUBE	G13	79	1	COVER, OIL FILTER	D7	34	1	FORK, GEARSHIFT.....	E3	46	1
CLIP, PISTON PIN, 13MM	D6	33	3	COVER, RR. LICENSE LIGHT	H6	88	15	FUEL UNIT	G8	74	6
	D16	43	5	COVER, RUBBER	F1	51	2	FUSE, MINI	G10	76	27
CLIP, SNAP FITTING	H10	92	13	COVER, R. BODY LOWER	G11	77	3				
CLIP, TUBE	E7	50	31	COVER, SEAT LOCK	H4	86	4		H7	89	15
	G8	74	11	CRANKCASE COMP., L.	D15	42	2				
	G9	75	22	CRANKCASE COMP., R.	D15	42	1	[G]			
	G12	78	15	CRANKSHAFT COMP.	D16	43	1	GASKET SET	E6	49	1
	G13	79	11	CUP, FUEL STRAINER	E6	49	21				
CLIP, VALVE GUIDE	D2	29	3	CUSHION ASSY., RR.	H3	85	1	GASKET, AIR FEED PIPE.....	G13	79	6
CLUTCH ASSY., ONE WAY	D10	37	2	CUSHION, C.D.I. UNIT	H7	89	1	GASKET, CARBURETOR INSULATOR..	D2	29	5
COIL ASSY., IGNITION	H7	89	3	CYLINDER COMP.	D5	32	1	GASKET, CYLINDER.....	D5	32	2
COLLAR A, HANDLE SETTING	F7	57	14	CYLINDER SET, MASTER	F5	55	11	GASKET, CYLINDER HEAD.....	D2	29	4
COLLAR B, HANDLE SETTING	F7	57	15	CYLINDER SUB ASSY., FR. BRAKE MASTER	F5	55	5	GASKET, EX. PIPE	G14	80	1
COLLAR, 19.1X30X4	D7	34	18	C.D.I. UNIT	H7	89	2	GASKET, FLOAT CHAMBER.....	E6	49	19
COLLAR, 6.2X20	G9	75	18					GASKET, HEAD COVER	D1	28	2
COLLAR, CAM CHAIN TENSIONER ..	D4	31	5	[D]				GASKET, L. CRANKCASE COVER	D11	38	3
COLLAR, CLUTCH OUTER	D9	36	4	DAMPER SET, WHEEL	G3	69	1	GASKET, OIL FILTER	D7	34	2
COLLAR, FR. AXLE DISTANCE	F15	65	8		G6	72	1	GASKET, OIL FILTER COVER.....	D7	34	2
	G1	67	4	DIAPHRAGM	F5	55	9	GASKET, OIL FILTER COVER.....	D7	34	2
COLLAR, FR. FENDER	F9	59	5	DISK, CLUTCH FRICTION	D9	36	6	GASKET, OIL PUMP BODY.....	D14	41	3
COLLAR, FR. WHEEL SIDE	F15	65	7	DISK, FR. BRAKE	G1	67	10	GASKET, R. CRANKCASE COVER	D6	33	2
	G1	67	3	DOWEL PIN, 10X14	D15	42	7	GAUGE, OIL LEVEL.....	D6	33	4
COLLAR, KICK SPRING	E4	47	5	DOWEL PIN, 8X14	D6	33	17	GEAR COMP., PRIMARY CLUTCH.....	D7	34	13
COLLAR, LOCK PLATE	E1	44	13		D11	38	7	GEAR COMP., STARTER DRIVEN	D10	37	1
COLLAR, MAIN SIDE COVER	F9	59	7								

PART NAME INDEX

J 3

Part name	Address	Page	Ref.	Part name	Address	Page	Ref.	Part name	Address	Page	Ref.
GEAR COMP., STARTER REDUCTION	D10	37	3	[K]				NUT, HEX., 10MM	H1	83	7
GEAR, COUNTERSHAFT FIRST	E1	44	4	KEY SET	H8	90	1	NUT, HEX., 6MM	G2	68	16
GEAR, COUNTERSHAFT FOURTH	E1	44	10	KEY, BLANK	H8	90	3		G5	71	25
GEAR, COUNTERSHAFT SECOND	E1	44	6	KEY, WOODRUFF, 4MM	D16	43	6		G7	73	20
GEAR, COUNTERSHAFT THIRD	E1	44	8						G9	75	21
GEAR, MAINSHAFT FOURTH	E1	44	9	[L]				NUT, HEX., 7MM	D2	29	11
GEAR, MAINSHAFT SECOND	E1	44	5	LABEL, AIR CLEANER ELEMENT				NUT, HEX., 8MM	D6	33	16
GEAR, MAINSHAFT THIRD	E1	44	7						G2	68	17
GEAR, SPEEDOMETER	F14	64	4	LABEL, ENGINE STARTER	H12	94	2		H2	84	13
	G1	67	8					NUT, LOCK, 14MM	D7	34	20
GRIP	H11	93	2	LABEL, TIRE & DRIVE CHAIN	H12	94	1	NUT, SPECIAL, 6MM	G2	68	12
GRIP COMP., THROTTLE	F4	54	11	LENS COMP., TAILLIGHT	H6	88	4		G4	70	19
GRIP, L. HANDLE	F4	54	12	LENS COMP., WINKER	H5	87	2	NUT, SPRING, 4MM	G11	77	10
GROMMET, AIR CLEANER CASE	G11	77	8						H4	86	10
	H4	86	5	LENS, L. WINKER	H6	88	13	NUT, STEERING STEM LOCK	F8	58	5
	H8	90	6	LENS, R. WINKER	H6	88	3	NUT, TAPPET ADJUSTING	D3	30	12
GROMMET, MAIN PIPE COVER	H9	91	3	LENS, SPEEDOMETER	F2	52	6	NUT, U, 10MM	F7	57	13
GUIDE COMP., BRAKE CABLE	F9	59	2	LEVER COMP., CLUTCH	D6	33	5	NUT, U, 12MM	F14	64	12
GUIDE, CLUTCH OUTER	D9	36	3	LEVER COMP., R. HANDLE	F4	54	15		G1	67	12
GUIDE, VALVE	D2	29	2	LEVER SET, COCK	E7	50	26		G2	68	13
				LEVER, CHOKE	F4	54	3	NUT, U, 5MM	F4	54	17
[H]				LEVER, R. STEERING HANDLE	F5	55	12		H4	86	9
HARNESS, WIRE	H7	89	6	LIGHT ASSY., LICENSE	H6	88	10		H6	88	17
HEADLIGHT UNIT	F1	51	1	LIGHT UNIT, POSITION	F1	51	5	NUT, U, 6MM	G2	68	11
HEAD COMP., CYLINDER	D2	29	1	LOCK ASSY., SEAT	G9	75	12		H4	86	8
HEAD, CAM CHAIN TENSIONER PUSH ROD	D4	31	8	[M]				NUT, U, 8MM	G4	70	20
HINGE, SEAT	G9	75	7	MAINSHAFT	E1	44	1		G6	72	15
HOLDER, L. PILLION STEP	G16	82	8	MARK, DRIVE CAUTION	H12	94	4	[O]			
HOLDER, MIRROR	F5	55	8	MARK, HONDA	H13	95	1	OIL SEAL, 11.6X22X7	D15	42	8
HOLDER, NEEDLE JET	E6	49	20					OIL SEAL, 13.8X24X5	D6	33	13
HOLDER, R. PILLION STEP	G16	82	7	MIRROR COMP., L.	F3	53	3	OIL SEAL, 17X29X5	E2	45	27
HOOK, MAIN STAND SPRING	H1	83	3	MIRROR COMP., R.	F3	53	2	OIL SEAL, 42X54X7	F14	64	13
HORN COMP.	H7	89	8	MOTOR UNIT, STARTER	D13	40	2	O-RING	D13	40	6
HOSE COMP., FR. BRAKE	F5	55	2	MUFFLER COMP., EX.	G14	80	4	O-RING, 10X1.5	F2	52	16
HOSE, BREATHER	G12	78	1					O-RING, 13.8X2.5	D11	38	6
HOUSING, UNDER THROTTLE	F4	54	14	[N]				O-RING, 15.8X2.4	F12	62	20
HOUSING, UPPER THROTTLE	F4	54	13	NEEDLE SET, JET	E6	49	2	O-RING, 15.8X2.85	F12	62	20
HUB SUB ASSY., FR.	F15	65	9	NUT B, LOCK, 14MM	D9	36	12	O-RING, 18X3	D6	33	15
HUB SUB ASSY., RR. WHEEL	G3	69	11	NUT SET, SQUARE	E6	49	11	O-RING, 1.3X4.3	E6	49	13
				NUT, BRAKE ROD ADJUSTING	F14	64	3	O-RING, 25X2.4	D2	29	14
[I]								O-RING, 2.4X25	E6	49	14
INDICATOR, FR. BRAKE	F14	64	9	NUT, CLIP, 4MM	F6	56	8	O-RING, 40.5X3	G3	69	13
	G2	68	10	NUT, CLIP, 5MM	G9	75	19		G6	72	10
INNER COMP., ONE-WAY CLUTCH	D7	34	6					O-RING, 8MM	D6	33	14
INSULATOR, CARBURETOR	D2	29	6	NUT, CLIP, 6MM	F9	59	6	OUTER ASSY., PRIMARY CLUTCH	D7	34	11
				NUT, FLANGE, 10MM	D12	39	4	OUTER COMP., CLUTCH	D9	36	2
[J]								[P]			
JET, MAIN, #90	E7	50	32	NUT, FLANGE, 6MM	F5	55	20	PACKING	D13	40	1
JET, SLOW, #35	E7	50	33						H6	88	7
JOINT B, BRAKE ARM	F14	64	15	NUT, FLANGE, 8MM	G14	80	11				8
	G15	81	13					PACKING, BASE	G8	74	7
JOINT, DRIVE CHAIN	H2	84	4	NUT, HEX. CAP, 10MM	H3	85	5	PACKING, DRAIN COCK, 12.5X20	D15	42	6
				NUT, HEX., 10MM	F3	53	5	PACKING, FUEL FILLER CAP	G8	74	5

PART NAME INDEX

J 4

Part name	Address	Page	Ref.	Part name	Address	Page	Ref.	Part name	Address	Page	Ref.
PACKING, LENS	H6	88	12	RELAY COMP., STARTER	H7	89	9	SCREW, FLAT, 4X12	F5	55	18
PAD SET, FR.	F13	63	2	RELAY COMP., WINKER	F2	52	12	SCREW, PAN, 5X10	D14	41	5
PANEL COMP., RR. BRAKE	G2	68	4	RETAINER COMP., BALL	D6	33	10		F4	54	19
PANEL SUB COMP., FR. BRAKE ...	F14	64	6	RETAINER, FUEL UNIT	G8	74	8	SCREW, PAN, 5X11.5	F7	57	16
PEDAL COMP., BRAKE	G15	81	7	RETAINER, KICK SPINDLE	E4	47	4		G9	75	20
PEDAL, GEAR CHANGE	G15	81	1	RETAINER, SPRING	D7	34	15	SCREW, PAN, 5X12	F4	54	20
PINION, KICK STARTER	E4	47	1	RETAINER, VALVE SPRING	D3	30	8	SCREW, PAN, 5X25	F4	54	21
PIN, GEARSHIFT DRUM	E3	46	6	RIM, RR. WHEEL	G3	69	14		G12	78	12
PIN, GEARSHIFT FORK GUIDE	E3	46	2	RIM, WHEEL	F15	65	3	SCREW, SIDE STAND PIVOT	H1	83	6
PIN, GUIDE ROLLER	D4	31	10	RING SET, PISTON	D16	43	2	SCREW, STEERING HANDLE WEIGHT ..	F6	56	12
PIN, HANGER	F13	63	10	RING, BACK UP	F10	60	5	SCREW, TAPPET ADJUSTING	D3	30	11
PIN, PILLION STEP	G16	82	9	RING, HANDLE WEIGHT SNAP	F6	56	4	SCREW, TAPPING, 4X12	F1	51	11
PIN, PISTON	D16	43	4	RING, OIL SEAL STOPPER	F11	61	13		F2	52	17
PIN, SHIFT RETURN SPRING	E3	46	13	RING, PISTON	F11	61	9		G11	77	12
PIN, SPLIT, 1.6X15	G16	82	13	RING, STOPPER	F11	61	12				13
PIN, SPLIT, 2.0X15	G2	68	18		F13	63	5		H4	86	13
	G15	81	11	ROD COMP., RR. BRAKE	G15	81	5		H5	87	9
	H2	84	17	ROD COMP., TENSIONER PUSH	D4	31	7		H6	88	20
PIN, SPLIT, 3.0X30	H1	83	8	ROLLER COMP., CAM CHAIN GUIDE ..	D4	31	9		H10	92	14
PIN, STOPPER	D7	34	17	ROLLER, 3X10	E3	46	17	SCREW, TAPPING, 4X16	F7	57	18
PIPE COMP., AIR FEED	G13	79	5	ROLLER, 5X8	D8	35	28		H6	88	18
PIPE COMP., FR. FORK	F10	60	3	ROLLER, CAM CHAIN TENSIONER ...	D4	31	4	SCREW, TAPPING, 4X20	H6	88	19
PIPE COMP., IN.	D2	29	7	ROTOR SET, OIL PUMP	D14	41	1	SCREW, TAPPING, 5X16	F2	52	18
PIPE COMP., STEERING HANDLE ..	F6	56	1	RUBBER A, TAILLIGHT MOUNTING ..	H6	88	6	SCREW, TAPPING, 5X25	G12	78	13
PIPE, CP	F1	51	3	RUBBER B, SEAT SETTING	G9	75	8	SCREW, U-LOCK FLAT, 6X12	H8	90	7
PIPE, SEAT	F11	61	14	RUBBER, CLUTCH DAMPER	D7	34	12	SCREW, VISOR SPECIAL SETTING ..	G11	77	9
PISTON	D16	43	3	RUBBER, CUSHION	G11	77	2		H4	86	6
	F13	63	12	RUBBER, HANDLE WEIGHT	F6	56	3		H10	92	11
	D6	33	8	RUBBER, KEY CYLINDER	H9	91	5	SEAL SET, FR. FORK	F11	61	15
PLATE COMP., CLUTCH LIFTER ...	D6	33	8	RUBBER, LUGGAGE BOX MOUNTING ..	G9	75	15	SEAL SET, PISTON	F13	63	1
PLATE COMP., PRIMARY DRIVE ...	D7	34	5	RUBBER, MOUNTING	D1	28	4	SEAL, AIR CLEANER CASE	G12	78	4
PLATE COMP., REFLECTING	F2	52	10	RUBBER, MUFFLER MOUNTING	G14	80	7	SEAL, AIR CLEANER COVER	G12	78	3
PLATE SET, VALVE	E6	49	9	RUBBER, PILLION STEP	G16	82	3	SEAL, DUST	F11	61	8
PLATE, CLUTCH	D9	36	7	RUBBER, PROTECTOR	G8	74	9	SEAL, VALVE STEM	D3	30	1
PLATE, CLUTCH LIFTER	D9	36	9	RUBBER, PROTECTOR MOUNTING ...	G14	80	3	SEAT ASSY., DOUBLE	G9	75	6
PLATE, CLUTCH LIFTER CAM	D6	33	6	RUBBER, PROTECTOR PACKING	G14	80	2	SEAT B, SPRING	F11	61	10
PLATE, CLUTCH PRESSURE	D9	36	8	RUBBER, SEAL	G9	75	5				11
PLATE, CLUTCH SIDE	D7	34	10	RUBBER, STAND STOPPER	H1	83	4	SEAT, VALVE SPRING	D3	30	9
PLATE, DIAPHRAGM	F5	55	10	RUBBER, STEP	G16	82	2	SET RING, 20MM	E4	47	10
PLATE, DRUM LOCK	E1	44	15	RUBBER, STOPPER ARM	G2	68	7		E5	48	10
PLATE, FIXING	E1	44	12					SET RING, 23MM	D8	35	26
PLATE, GEARSHIFT DRUM STOPPER ..	E3	46	5	[S]				SHAFT, REDUCTION GEAR	D10	37	4
PLATE, OIL SEPARATOR	D9	36	1	SCREEN, FUEL STRAINER	E6	49	22	SHAFT, ROCKER ARM	D3	30	4
PLATE, OIL STOPPER	D15	42	3	SCREEN, OIL FILTER	D14	41	4	SHAFT, RR. BRAKE PIVOT	H1	83	2
PLATE, PILLION STEP SIDE	G16	82	6	SCREW-WASHER, 3X12	E7	50	27	SHIELD SET, L. LEG	H9	91	9
PLUG, SPARK	D2	29	8	SCREW-WASHER, 3X22	F2	52	11	SHIELD SET, R. LEG	H9	91	8
PROTECTOR	F5	55	6	SCREW-WASHER, 4X10	E7	50	28	SHOE SET, BRAKE	F14	64	1
PUMP ASSY., OIL	D14	41	2	SCREW-WASHER, 4X12	F5	55	19		G2	68	1
				SCREW-WASHER, 4X14	E7	50	29	SLEEVE, RR. WHEEL	G3	69	7
				SCREW-WASHER, 4X16	F7	57	17		G6	72	5
				SCREW-WASHER, 4X6	D13	40	4	SLIDER, CHAIN	H2	84	7
				SCREW-WASHER, 5X16	D13	40	5	SOCKET COMP.	F2	52	9
				SCREW-WASHER, SPECIAL, 4X12 ...	F2	52	15	SOCKET COMP., POSITION LIGHT ..	F1	51	6
				SCREW SET	E6	49	6	SPEEDOMETER ASSY.	F2	52	5
								SPEEDOMETER COMP.	F2	52	7
								SPINDLE COMP., GEARSHIFT	E3	46	9
				SCREW, 6X12	H6	88	16	SPINDLE, CAM CHAIN GUIDE			
					H9	91	10				
				SCREW, BLEEDER	F13	63	3				
								SPROCKET	D4	31	12

PART NAME INDEX

J 5

Part name	Address	Page	Ref.	Part name	Address	Page	Ref.	Part name	Address	Page	Ref.
SPINDLE, KICK STARTER	E4	47	3	STRIPE, R. MAIN PIPE SIDE				WASHER B, THRUST, 20MM	E4	47	9
SPOKE SET	G3	69	2	COVER	H13	95	7	WASHER, 10X24	D12	39	3
				SUB CORD, STARTER MOTOR	D13	40	3	WASHER, 14.1MM	D9	36	14
SPOKE SET A, 10X158.5	G3	69	3	SUB GEAR	D7	34	14	WASHER, 17X23X1.5	D8	35	24
SPOKE SET A, 10X159.0	G3	69	2	SUSPENSION, STARTER RELAY	H7	89	10	WASHER, 30X45X0.8	D7	34	21
SPOKE SET A, 11X157.5	F15	65	2	SUSPENSION, WINKER RELAY	F2	52	13	WASHER, 6MM	H5	87	8
SPOKE SET A, 11X158	F15	65	1	SWINGARM SUB ASSY., RR.	H2	84	8	WASHER, 6.2X19X2.3	E1	44	16
SPRING ASSY., RR. BRAKE RETURN	G15	81	8	SWITCH ASSY., COMBINATION &				WASHER, 7.2X16X2.5	D2	29	12
SPRING A, BRAKE ROD	G15	81	12	LOCK	H8	90	2	WASHER, 8MM	D4	31	18
SPRING A, MAIN STAND	H1	83	9	SWITCH ASSY., FR. STOP	F4	54	9		D6	33	12
SPRING A, SIDE STAND	H1	83	10	F5	55	1		G2	68	14	
SPRING, BRAKE SHOE	F14	64	2	SWITCH ASSY., RR. STOP	G15	81	3	WASHER, 8.5X26X2.3	D4	31	15
				SWITCH UNIT, DIMMER	F4	54	6	WASHER, CLUTCH SIDE	D7	34	8
SPRING, CAM CHAIN TENSIONER ..	D4	31	6	SWITCH UNIT, HORN	F4	54	7	WASHER, LOCK	D8	35	22
SPRING, CAM PLATE SIDE	D6	33	7	SWITCH UNIT, STARTER	F4	54	5	WASHER, LOCK, 20MM	E2	45	24
SPRING, CHANGE FRICTION	E1	44	14	SWITCH UNIT, WINKER	F4	54	8	WASHER, OIL BOLT	F5	55	16
SPRING, CHANGE SWITCH CONTACT	E3	46	15					WASHER, PIVOT BOLT	H2	84	10
SPRING, CLUTCH	D9	36	10	[T]				WASHER, PLAIN, 10MM	H3	85	6
SPRING, FRICTION STARTER GEAR	E4	47	6	TAILLIGHT UNIT	H6	88	2	WASHER, PLAIN, 12MM	H2	84	15
SPRING, FR. BRAKE ARM RETURN	F14	64	11	TANK ASSY., FUEL	G8	74	2	WASHER, PLAIN, 5MM	F4	54	22
SPRING, FR. FORK	F10	60	2	THREAD COMP., STEERING HEAD					G15	81	10
SPRING, GEARSHIFT ARM	E3	46	11					WASHER, PLAIN, 6MM	G16	82	12
SPRING, GEARSHIFT RETURN	E3	46	12	TOP	F8	58	10	WASHER, PLAIN, 8MM	G14	80	13
SPRING, KICK RETURN	E4	47	7	TIRE, FR.	F16	66	11		H2	84	14
SPRING, LOCK KEY SETTING	G9	75	4	TIRE, RR.	G1	67	6	WASHER, SEALING, 14MM	D4	31	16
SPRING, ONE WAY RETAINER	D7	34	4		G4	70	15	WASHER, SEALING, 6.5MM	D4	31	17
SPRING, PAD	F13	63	9	TOP SET	G6	72	11	WASHER, SEAT LOCK	G9	75	11
SPRING, PRIMARY CLUTCH	D7	34	7	TUBE A, AIR INJECTION CONTROL	E6	49	4	WASHER, SEAT MOUNTING, 6MM	H10	92	12
SPRING, REBOUND	F10	60	4	VALVE	G13	79	7	WASHER, SPECIAL SEALING	H6	88	9
SPRING, SEAT LOCK	G9	75	10	TUBE B, AIR INJECTION CONTROL				WASHER, SPECIAL, 12X23	E1	44	18
SPRING, SHIFT DRUM STOPPER	E3	46	8	VALVE	G13	79	8	WASHER, SPECIAL, 14MM	E4	47	8
SPRING, SIDE FRICTION	D7	34	9	TUBE C, AIR SUCTION VALVE	G13	79	9	WASHER, SPECIAL, 8MM	F11	61	19
SPRING, STOP SWITCH	G15	81	4	TUBE, 3.5X110	G13	79	12	WASHER, SPEEDOMETER GEAR	F14	64	5
SPRING, SUB GEAR	D7	34	16	TUBE, 4.5X400	G9	75	23		G1	67	9
SPRING, VALVE	D3	30	7	TUBE, AIR CLEANER CONNECTING ..	G12	78	9	WASHER, SPLINE, 17MM	E1	44	21
SPROCKET COMP., CAM CHAIN				TUBE, AIR CLEANER DRAIN	G12	78	7	WASHER, SPLINE, 20MM	E1	44	22
GUIDE	D4	31	11	TUBE, AIR VENT	E6	49	24		H2	84	16
SPROCKET COMP., FINAL DRIVEN	G3	69	5	TUBE, FUEL, 5.3X45	G8	74	10	WASHER, SPRING, 10MM	H2	84	16
	G6	72	3	TUBE, FUEL, 5.3X580	G8	74	4	WASHER, THRUST, 15MM	E1	44	17
SPROCKET, CAM	D4	31	1	TUBE, OVERFLOW	E6	49	23	WASHER, THRUST, 17MM	D9	36	13
SPROCKET, DRIVE	E1	44	11	TUBE, TIRE	F15	65	4		E1	44	20
STAND COMP., MAIN	H1	83	1	TUBE, VINYL, 11X15X40	G12	78	6	WASHER, THRUST, 20MM	E1	44	19
STATOR COMP.	D12	39	2						E4	47	9
STAY, AIR SUCTION VALVE	G13	79	4	[V]				WASHER, WAVE	F4	54	18
STAY, FR. TOP COVER	H8	90	5	VALVE ASSY., AIR SUCTION	G13	79	3		F13	63	11
STAY, LOWER COVER	H9	91	2	VALVE COMP., FLOAT	E6	49	18	WEIGHT A, STEERING HANDLE	F6	56	2
STEM SUB ASSY., STEERING	F8	58	9	VALVE SET, AIR CUT	E6	49	12	WEIGHT B, STEERING HANDLE	F6	56	5
STOPPER, CABLE	F4	54	4	VALVE SET, THROTTLE	E6	49	7	WEIGHT SET, PRIMARY CLUTCH	D7	34	3
STRAINER COMP., FUEL	G8	74	1	VALVE, EX.	D3	30	6	WHEEL SUB ASSY., FR.	F15	65	10
STRIPE A, L. LEG SHIELD	H13	95	4	VALVE, IN.	D3	30	5		G1	67	5
STRIPE A, R. LEG SHIELD	H13	95	3	VALVE, RIM	G1	67	1	WHEEL SUB ASSY., RR.	G3	69	12
STRIPE B, L. LEG SHIELD	H13	95	6		G6	72	12		G6	72	9
STRIPE B, R. LEG SHIELD	H13	95	5	[W]				WINKER ASSY., L. FR.	H5	87	3
STRIPE, L. BODY COVER	H14	96	10	WASHER B, LOCK	D8	35	23	WINKER ASSY., L. RR.	H5	87	6
STRIPE, L. MAIN PIPE SIDE								WINKER ASSY., R. FR.	H5	87	1
COVER	H13	95	8					WINKER ASSY., R. RR.	H5	87	5
	H14	96	8					WRENCH, SPARK PLUG	H11	93	3
STRIPE, R. BODY COVER	H14	96	9								

5

1

FOREWORD INDEX

2

ENGINE GROUP

3

FRAME GROUP

4

PART NUMBER INDEX

5

PART NAME INDEX

HONDA
The Power of Dreams